

## THE AMETHYST 5124L

- 2 Bedrooms • 2 Bathrooms • Living Area • Dining Area • Foyer • Kitchen
- Breakfast Nook • Family Room • Utility Room • 2-Car Garage • Covered Patio
- Approximate 1,766 liveable sq. ft.

Call Del Webb's Sun City Palm Springs at 1-800-847-0754 or 619-772-5400.


ELEVATION A



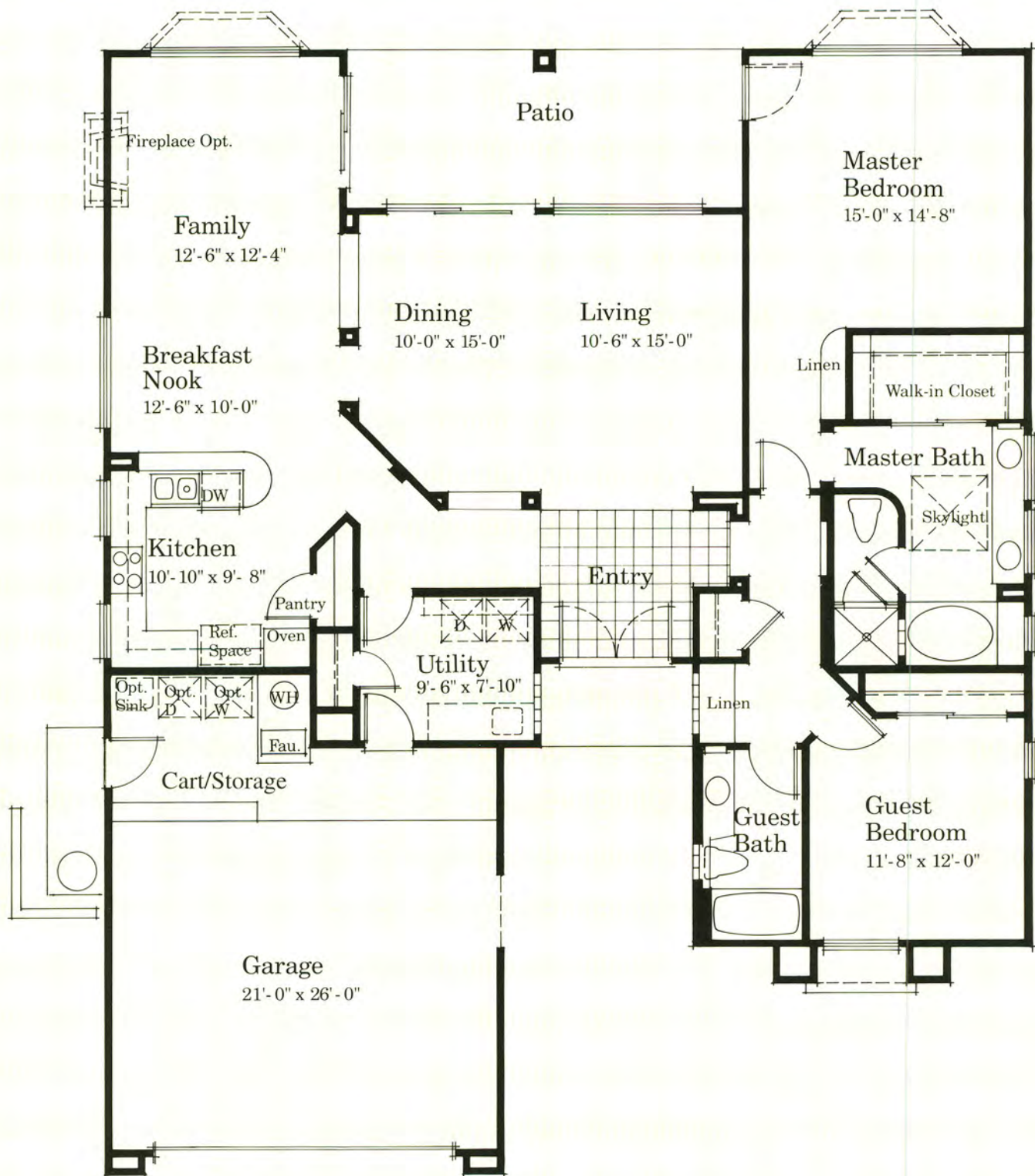
ELEVATION B



ELEVATION C



Due to normal construction tolerances, room sizes may vary slightly from those shown on floorplans. Illustrations are artists' conceptions and are not intended to show specific detailing. This applies to all illustrated floorplans and elevations. Model representations and options subject to change without notice.




### THE BACCARAT 5104

- 2 Bedrooms • 2 Bathrooms • Living Area
- Dining Area • Foyer • Covered Patio • Family Room
- Breakfast Nook • Kitchen • Utility Room
- 2 Car Garage • Approximately 1,822 liveable sq. ft.


Liveable s.f. . . . .	1,822
Garage . . . . .	528
Covered Patio & Entry . . . .	215
<b>Total Under Roof . . . . .</b>	<b>2,565</b>

Call Del Webb's Sun City Palm Desert at 1-800-847-0754 or 619-772-5400


ELEVATION A



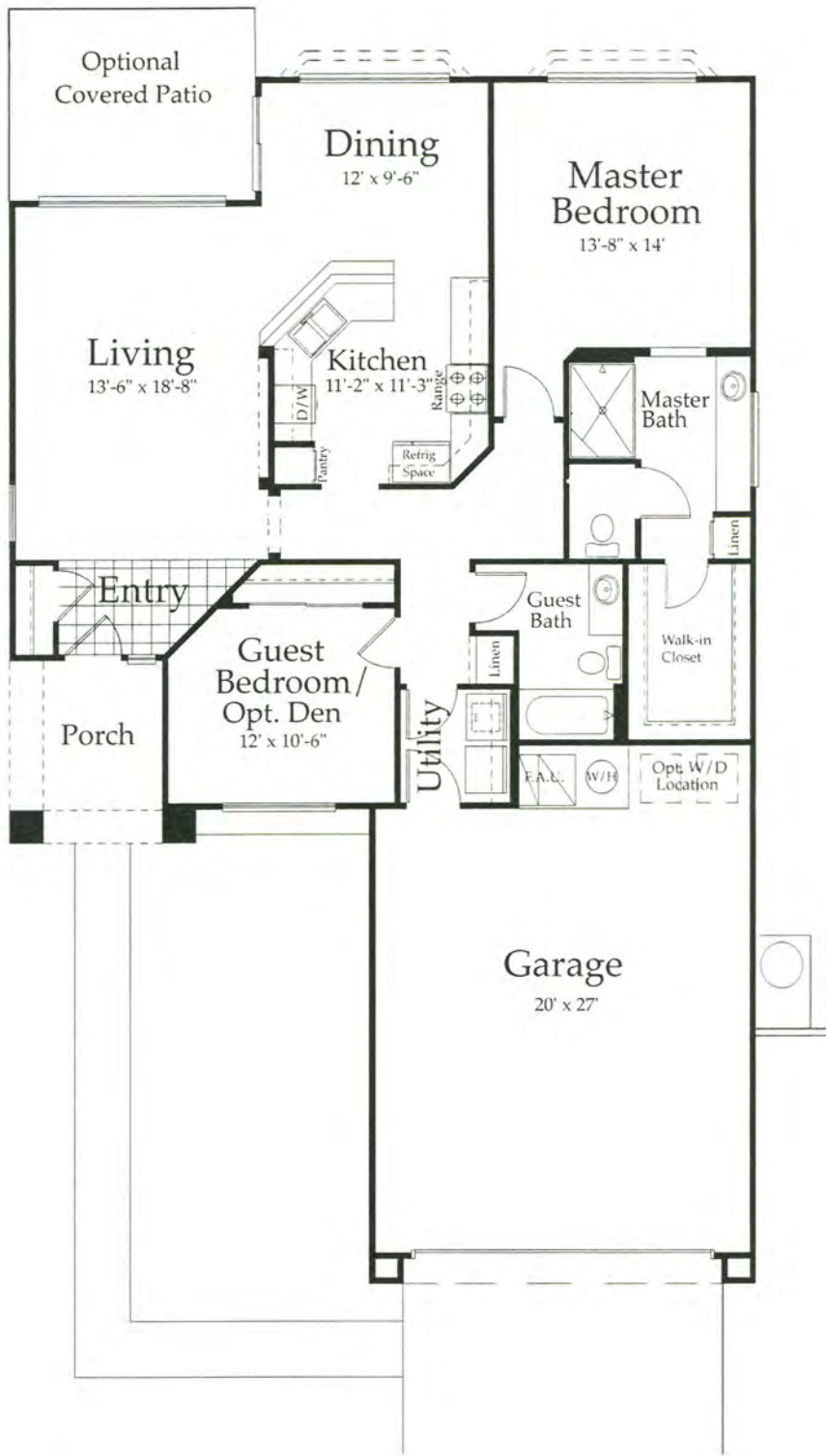
ELEVATION B



ELEVATION C



Due to normal construction tolerances, room sizes may vary slightly from those shown on floor plans. Illustrations are artists' conceptions and are not intended to show specific detailing. This applies to all illustrated floor plans and elevations. Model representations and options subject to change without notice.



## THE BARBADOS 5213

- 2 Bedrooms • 2 Bathrooms • Living Room
- Dining Area • Entry Foyer • Utility Room
- Oversized 2-Car Garage
- Approximately 1,333 liveable sq. ft.

Liveable s.f. . . . .	1,333
Garage . . . . .	542
Entry Porch . . . . .	79
<b>Total Under Roof . . . . .</b>	<b>1,954</b>


## ELEVATION A



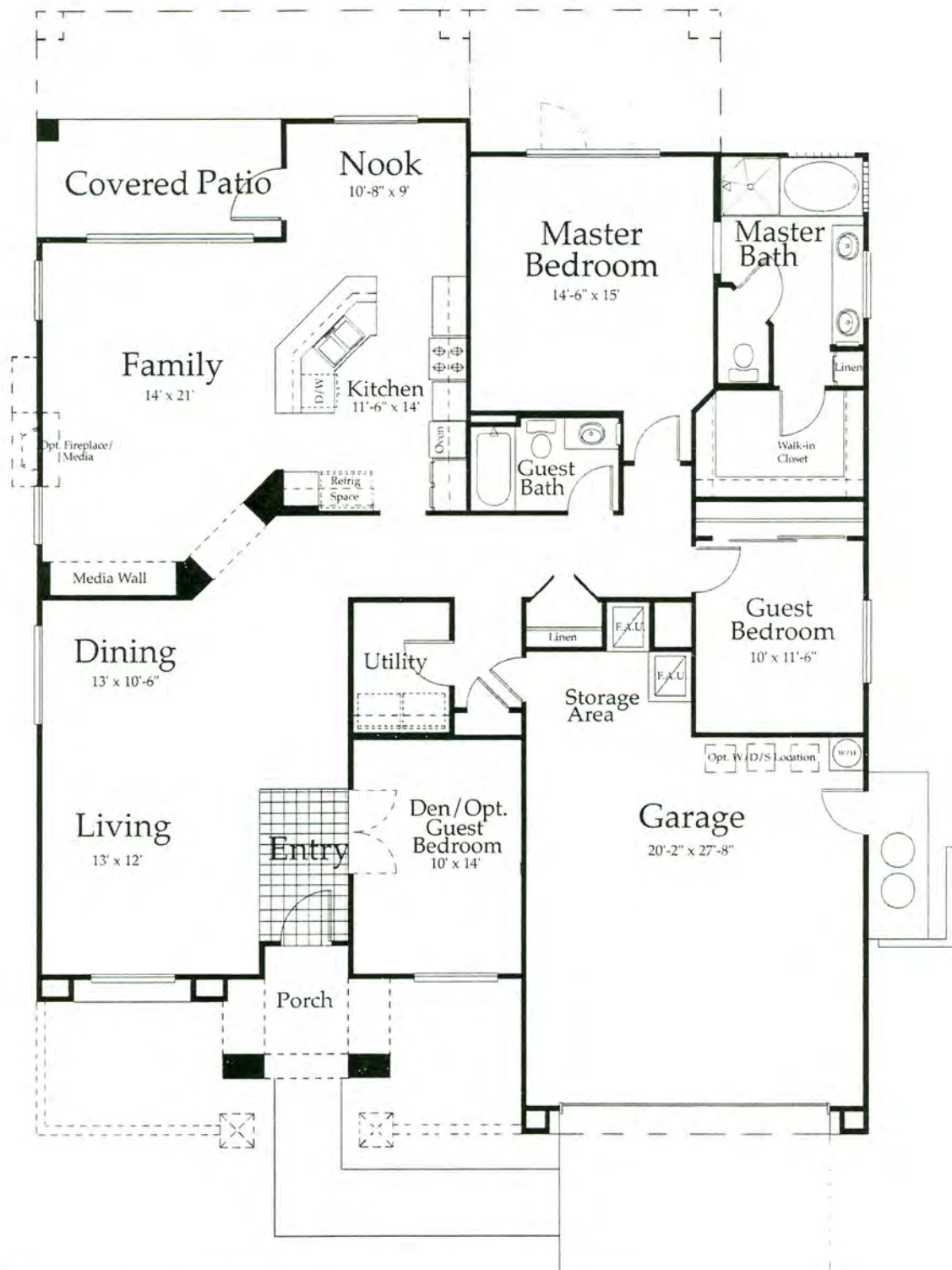
## ELEVATION B



## ELEVATION C



Due to normal construction tolerances, room sizes may vary slightly from those shown on floor plans. Illustrations are artists' conceptions and are not intended to show specific detailing. This applies to all illustrated floor plans and elevations. Model representations are options subject to change without notice.



### THE CASABLANCA 5233

- 2 Bedrooms plus Den/Study • 2 Bathrooms • Living Room
- Family Room • Island Kitchen • Dining Area
- Breakfast Nook • Utility Room • Covered Patio
- 2-Car Garage with Storage • Optional 3rd Bedroom
- Approximately 2,041 liveable sq. ft.

Liveable s.f. . . . .	2,041
Garage . . . . .	532
Covered Patio & Entry . . .	173
Total Under Roof . . . . .	2,746

## ELEVATION A



## ELEVATION B

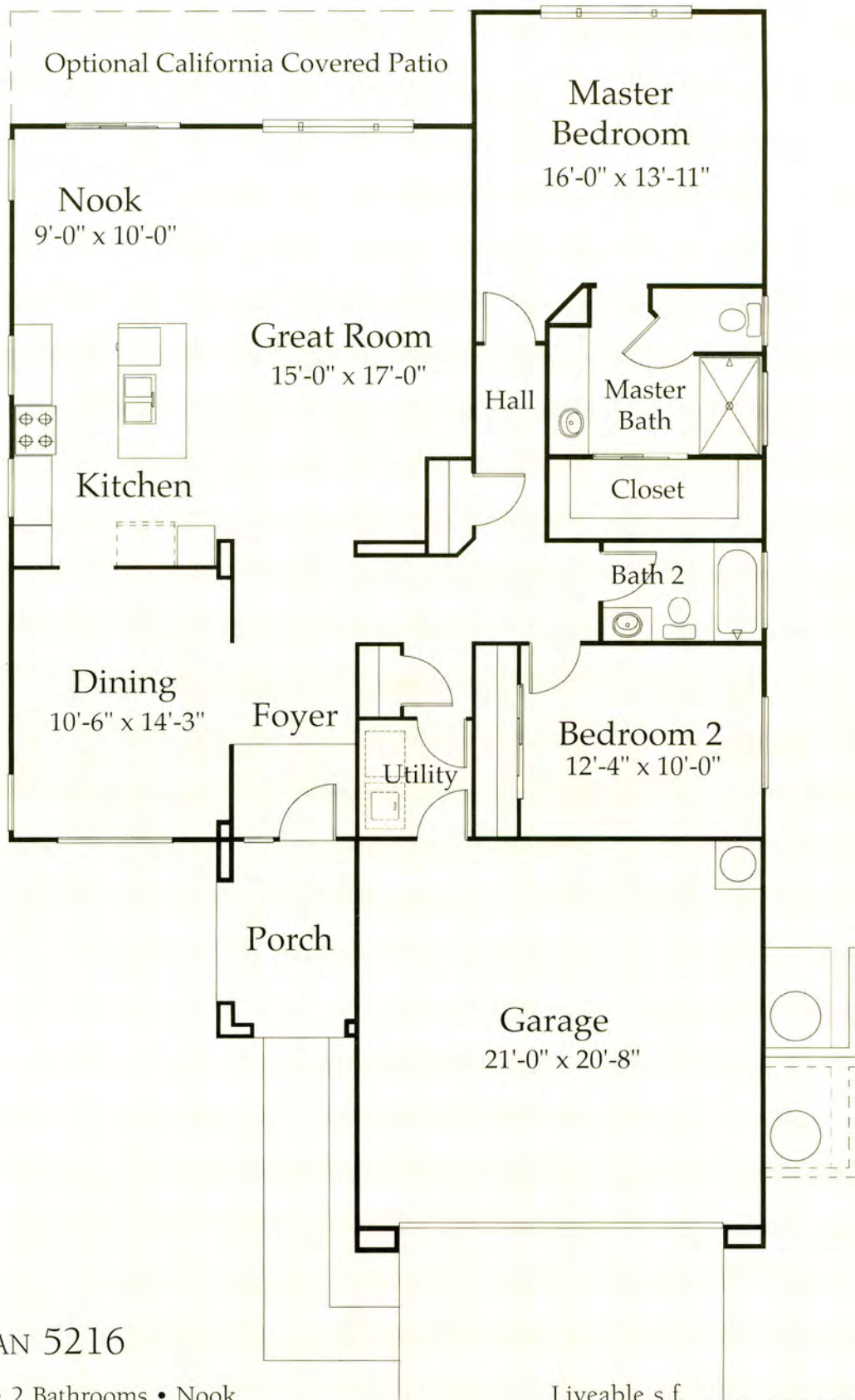


## ELEVATION C



Due to normal construction tolerances, room sizes may vary slightly from those shown on floor plans. Illustrations are artists' conceptions and are not intended to show specific detailing. This applies to all illustrated floor plans and elevations. Model representations are options subject to change without notice.






### THE CAYMAN 5216

- 2 Bedrooms • 2 Bathrooms • Nook
- Entry Foyer • Great Room • Utility Room
- 2-Car Garage • Approximately 1,600 Liveable sq. ft.


Liveable s.f. . . . .	1,600
Garage . . . . .	455
Porch . . . . .	76

Total Under Roof . . . . . 2,131


ELEVATION A



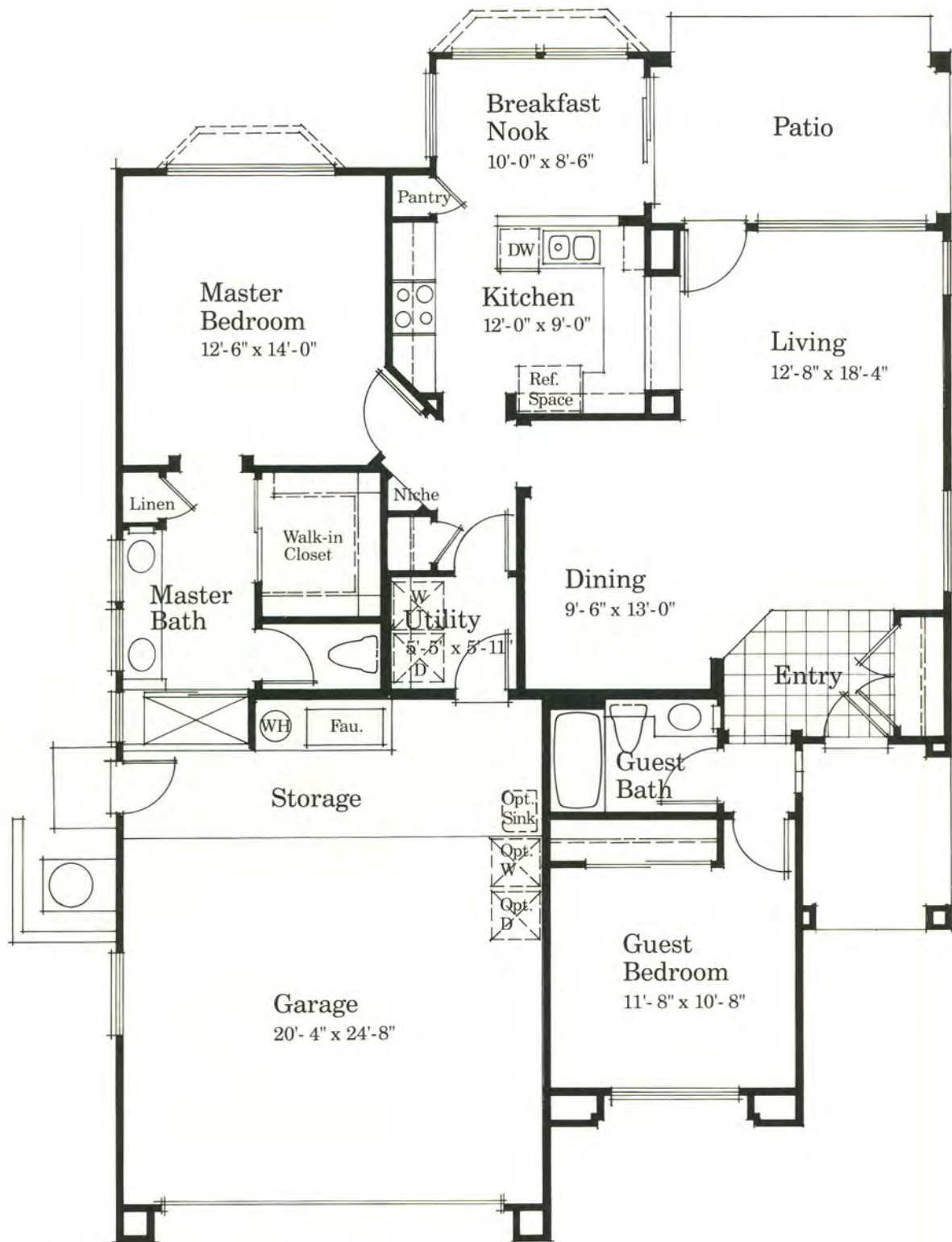
ELEVATION B



ELEVATION C



Due to normal construction tolerances, room sizes may vary slightly from those shown on floor plans. Illustrations are artists' conceptions and are not intended to show specific detailing. This applies to all illustrated floor plans and elevations. Model representations are options subject to change without notice.




## THE CHRISTOFLE 5162L


- 2 Bedrooms • 2 Bathrooms • Living Area • Dining Area • Foyer
- Kitchen • Breakfast Nook • Utility Room • 2-Car Garage • Covered Patio
- Approximately 1,310 liveable sq. ft.

Call Del Webb's Sun City Palm Springs at 1-800-847-0754 or 619-772-5400.

ELEVATION A



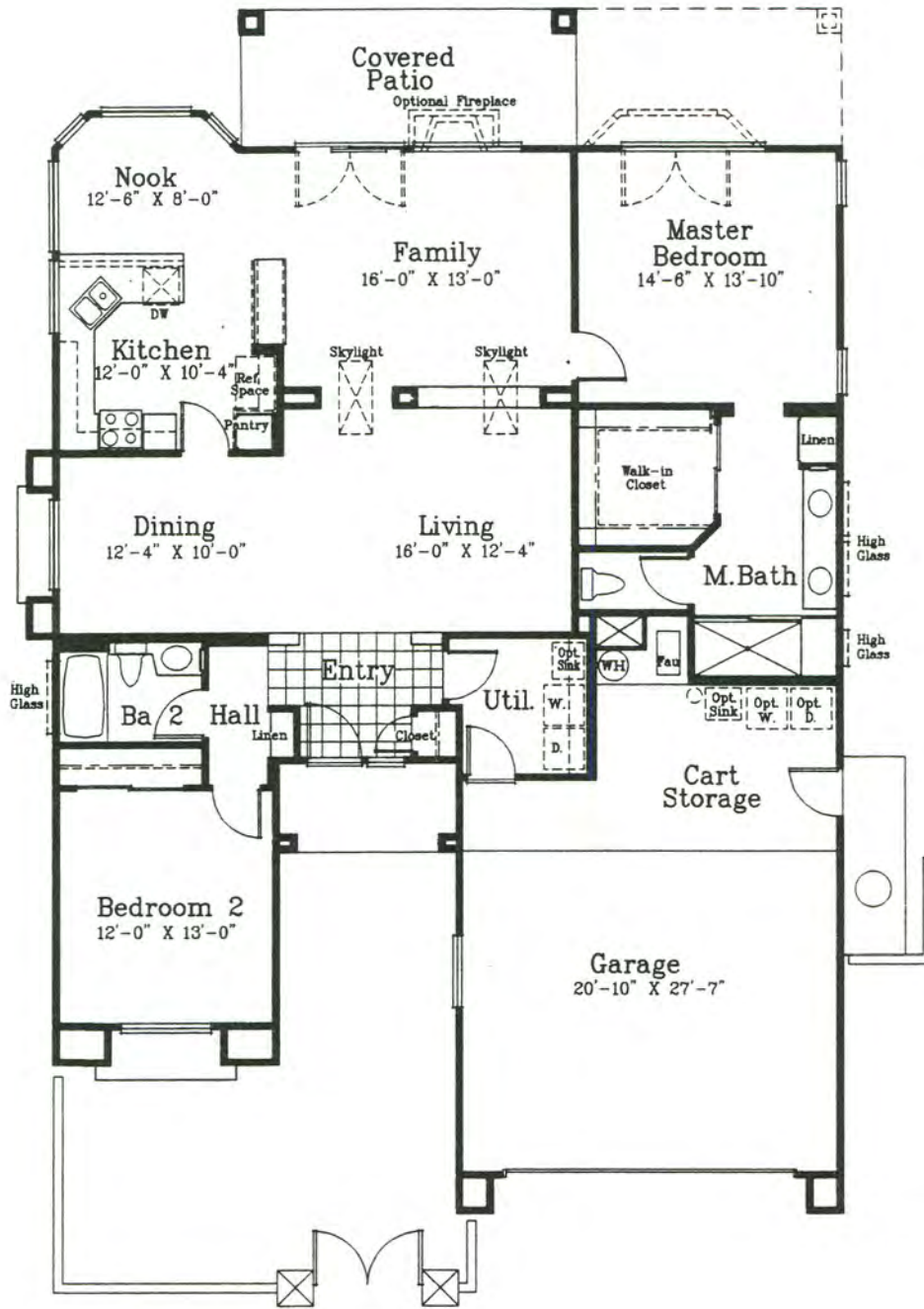
ELEVATION B



ELEVATION C



Due to normal construction tolerances, room sizes may vary slightly from those shown on floorplans. Illustrations are artists' conceptions and are not intended to show specific detailing. This applies to all illustrated floorplans and elevations. Model representations and options subject to change without notice.



## THE DUBLIN 5116R

- 2 Bedrooms • 2 Bathrooms • Living Area • Dining
- Family Room • Foyer • Kitchen • Breakfast Nook • Utility Room
- 2 Car Garage with Cart Storage • Covered Patio
- Approximately 1,625 liveable sq. ft.

Liveable s.f. ....	1,625
Garage .....	564
Covered Patio .....	140
Covered Entry .....	49

Total Under Roof ..... 2,378

Call Del Webb's Sun City Palm Springs at 1-800-847-0754 or 619-772-5400



ELEVATION A



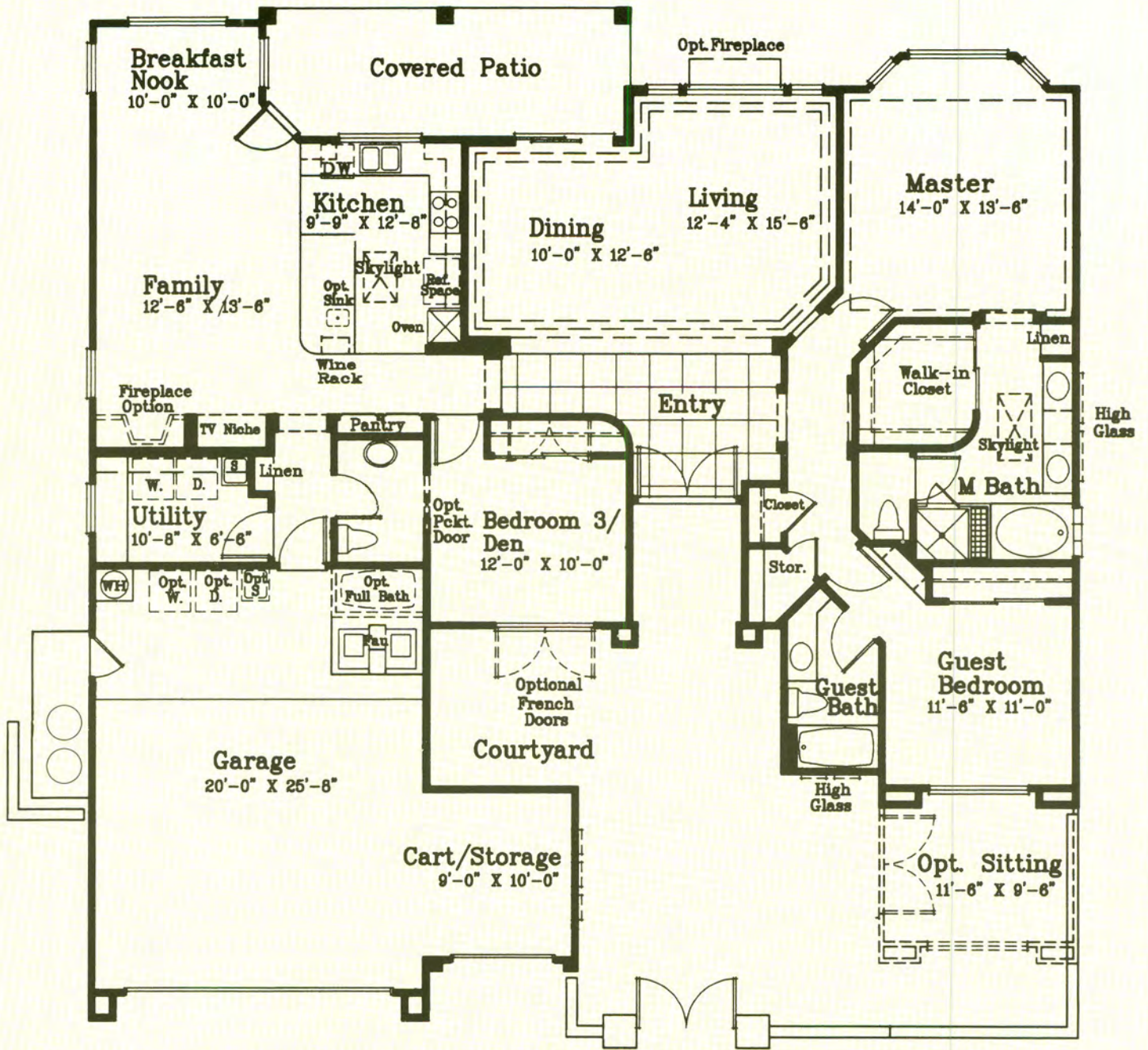
ELEVATION B



ELEVATION C

## THE DUBLIN 5116

Due to normal construction tolerances, room sizes may vary slightly from those shown on the floorplans. Illustrations are artists' conceptions and are not intended to show specific detailing. This applies to all illustrated floorplans and elevations. Model representations and options are subject to change without notice.



## THE EMERALD 5107

- 3 Bedrooms or 2 Bedrooms plus Den • 2 1/2 Bathrooms
- Living Area • Dining Area • Foyer • Kitchen
- Breakfast Nook • Utility Room • Family Room
- Covered Patio • 2 Car Garage with Cart Storage
- Approximately 1,975 liveable sq. ft.

Liveable s.f. . . . .	1,975
Garage . . . . .	630
Covered Patio & Entry . . . .	197
Total Under Roof . . . . .	2,802

Call Del Webb's Sun City Palm Desert at 1-800-847-0754 or 619-772-5400

## ELEVATION A



## ELEVATION B

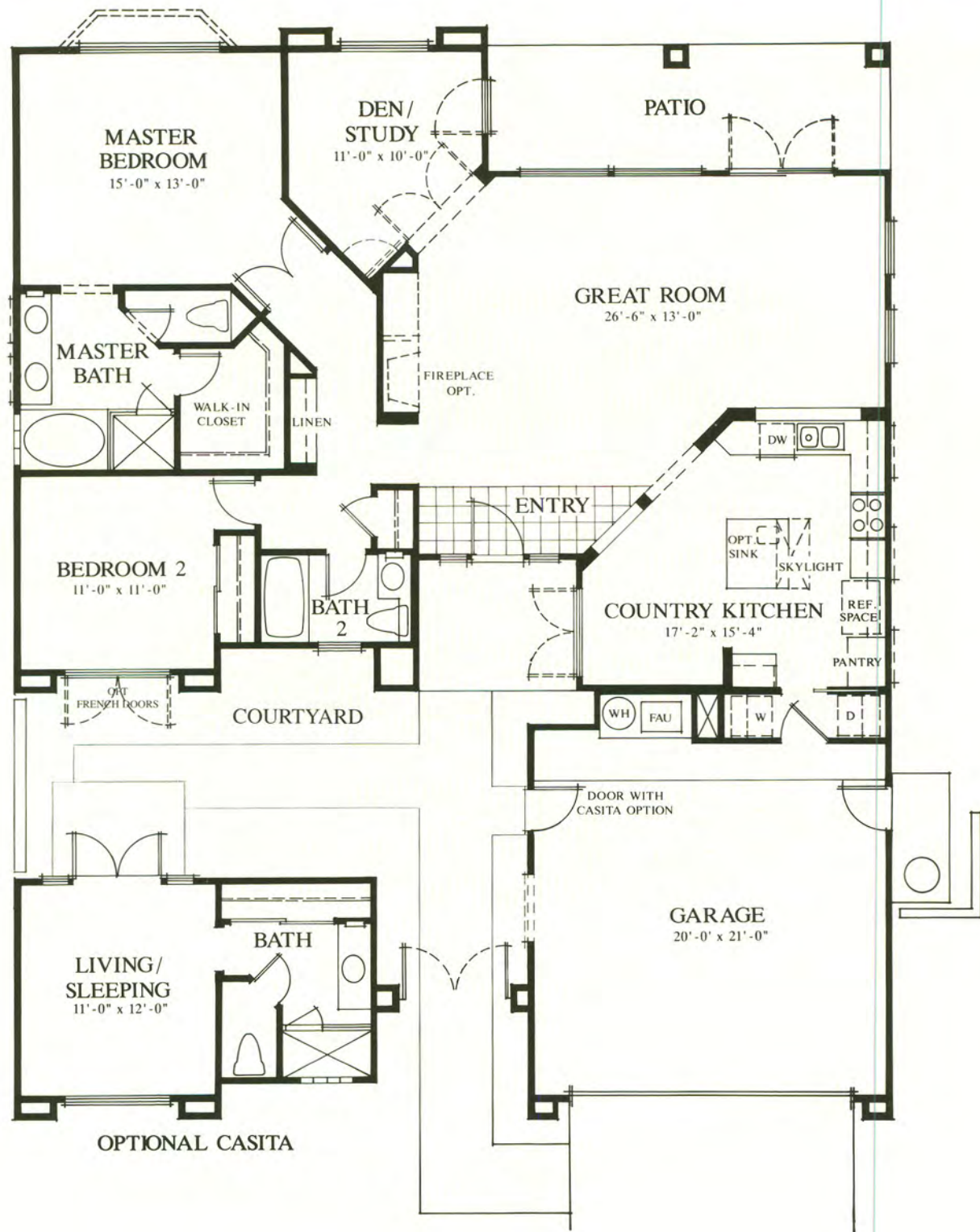


## ELEVATION C



Due to normal construction tolerances, room sizes may vary slightly from those shown on floor plans. Illustrations are artists' conceptions and are not intended to show specific detailing. This applies to all illustrated floor plans and elevations. Model representations and options subject to change without notice.





## THE FOSTORIA 5115

- 2 Bedrooms plus Den/Study • 2 Bathrooms • Living Area
- Dining Area • Foyer • Kitchen • Breakfast Nook • Utility Room
- Covered Patio • 2-Car Garage • Optional Casita/Cart/Storage
- Approximately 1,582 liveable sq. ft. (plus 251 sq. ft. with optional Casita)

Liveable s.f. . . . .	1,582
Garage . . . . .	478
Covered Patio & Entry . . . .	230
<b>Total Under Roof . . . . .</b>	<b>2,290</b>

Call Del Webb's Sun City Palm Desert at 1-800-847-0754 or 619-772-5400

## ELEVATION A



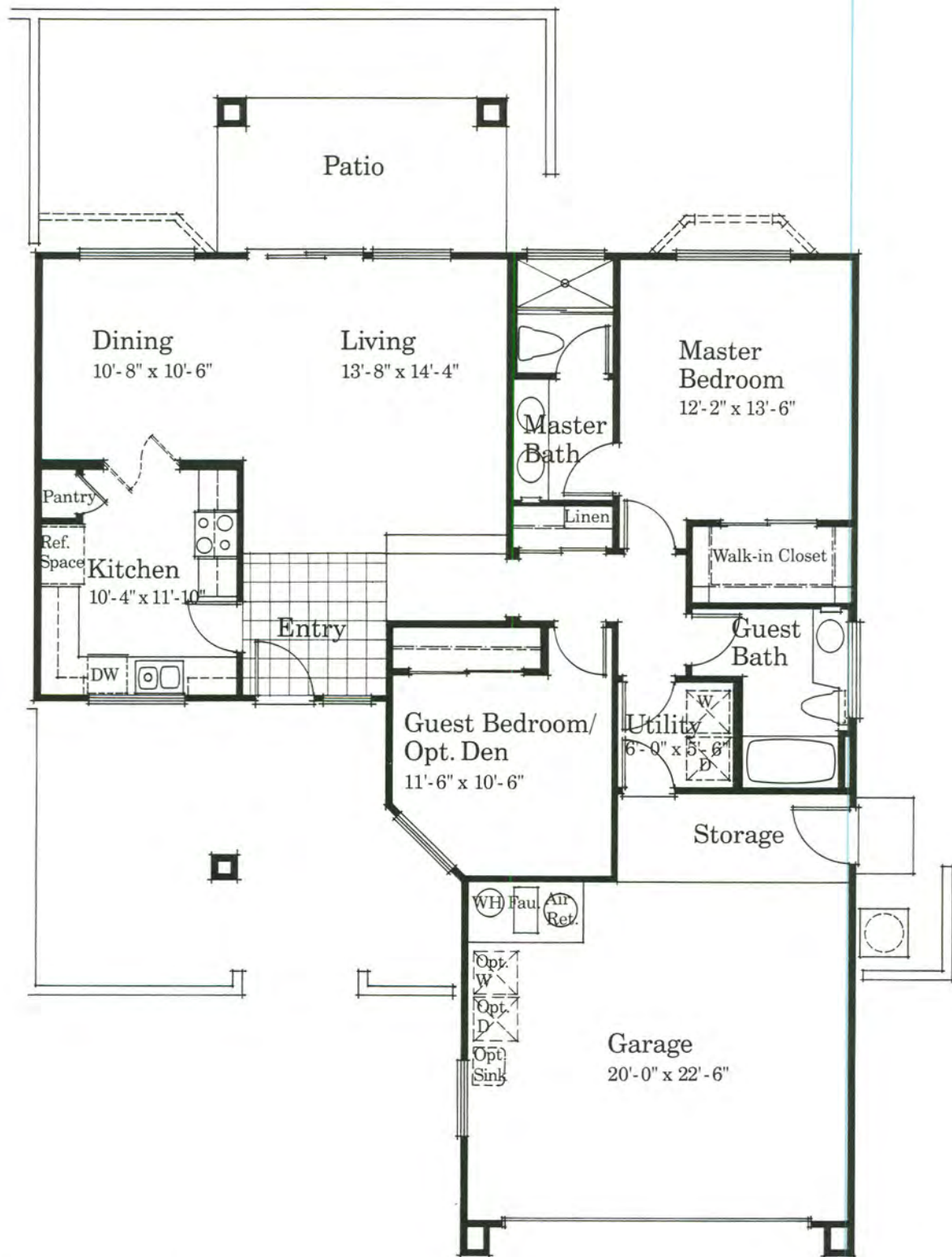
## ELEVATION B



## ELEVATION C



Due to normal construction tolerances, room sizes may vary slightly from those shown on floor plans. Illustrations are artists' conceptions and are not intended to show specific detailing. This applies to all illustrated floor plans and elevations. Model representations and options subject to change without notice.



## THE GARNET 5121 R

- 2 Bedrooms • 2 Bathrooms • Living Area • Dining Area • Foyer • Kitchen
- Utility Room • Covered Patio • 2-Car Garage • Approximately 1,174 liveable sq. ft.

Call Del Webb's Sun City Palm Springs at 1-800-847-0754 or 619-772-5400.

## ELEVATION A



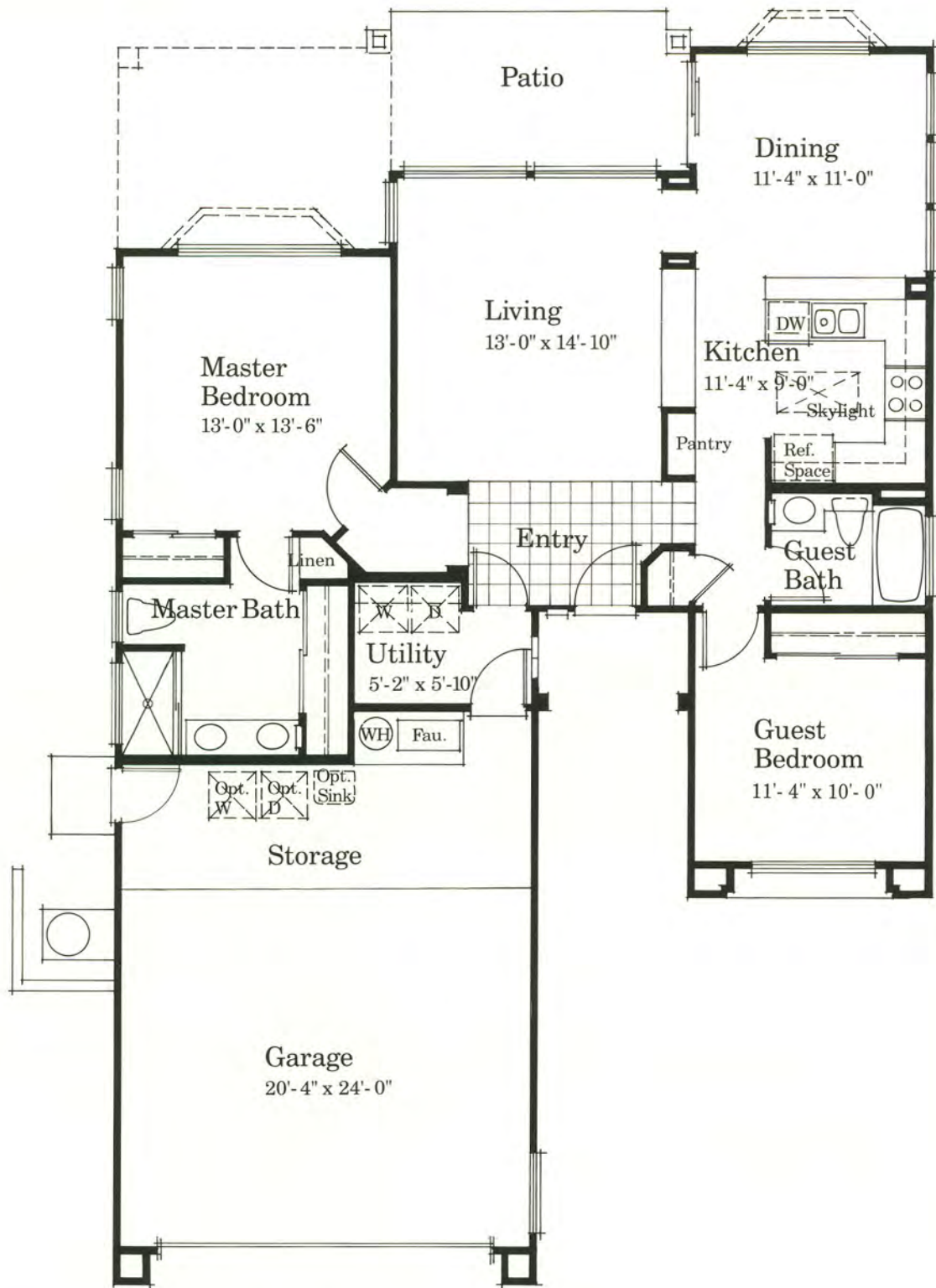
## ELEVATION B



## ELEVATION C



Due to normal construction tolerances, room sizes may vary slightly from those shown on floorplans. Illustrations are artists' conceptions and are not intended to show specific detailing. This applies to all illustrated floorplans and elevations. Model representations and options subject to change without notice.



## THE GORHAM 5161 L

- 2 Bedrooms • 2 Bathrooms • Living Room • Dining Room • Foyer • Kitchen
- Utility Room • 2-Car Garage • Covered Patio • Approximately 1,170 liveable sq. ft.

Call Del Webb's Sun City Palm Springs at 1-800-847-0754 or 619-772-5400.


## ELEVATION A



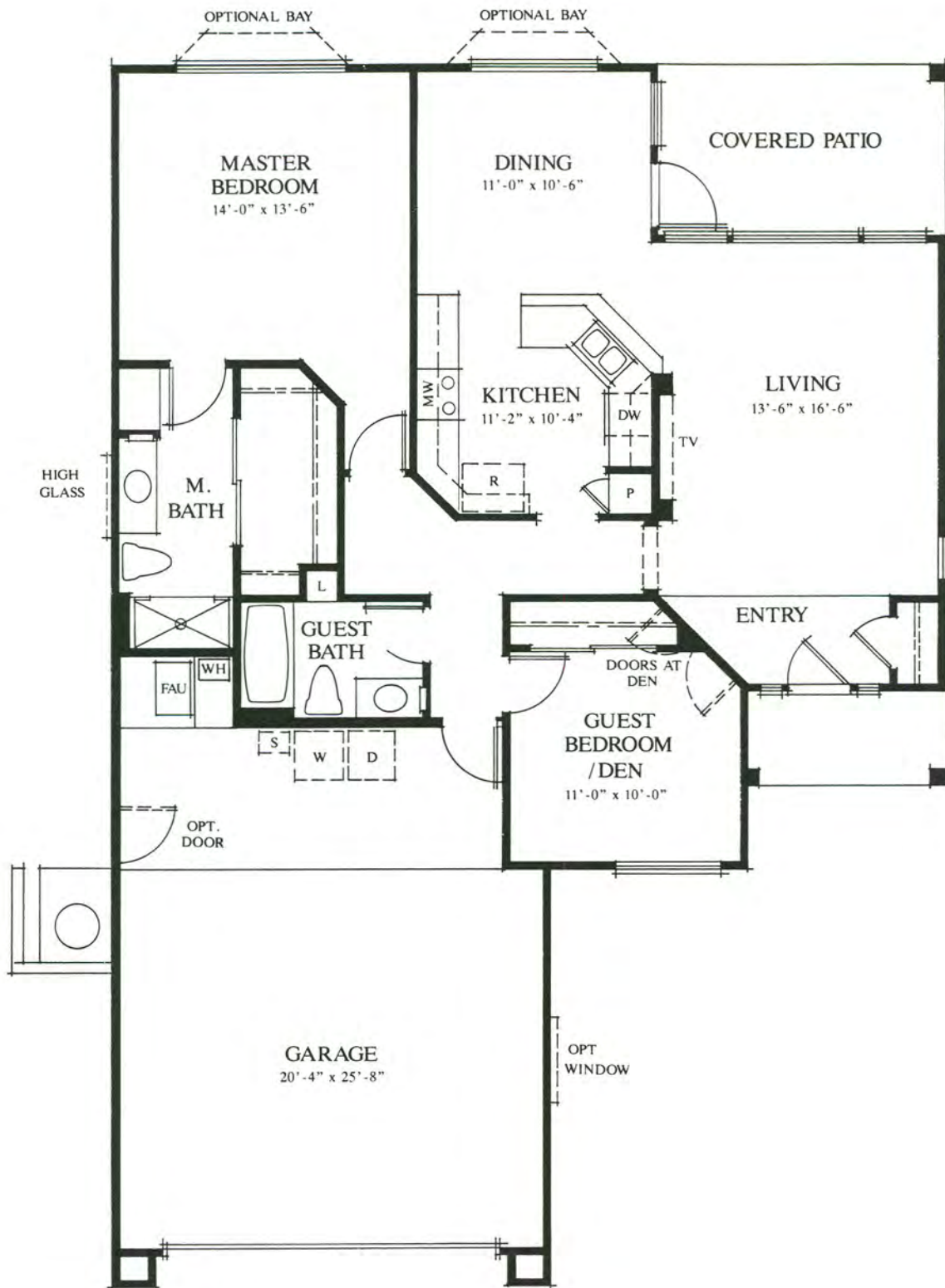
## ELEVATION B



## ELEVATION C



Due to normal construction tolerances, room sizes may vary slightly from those shown on floorplans. Illustrations are artists' conceptions and are not intended to show specific detailing. This applies to all illustrated floorplans and elevations. Model representations and options subject to change without notice.




## THE HUMMEL 5172L

- 2 Bedrooms or 1 Bedroom plus Den • 2 Bathrooms • Living Area • Dining Area
- Foyer • Kitchen • 2-Car Garage • Covered Patio • Approximately 1,174 liveable sq. ft.

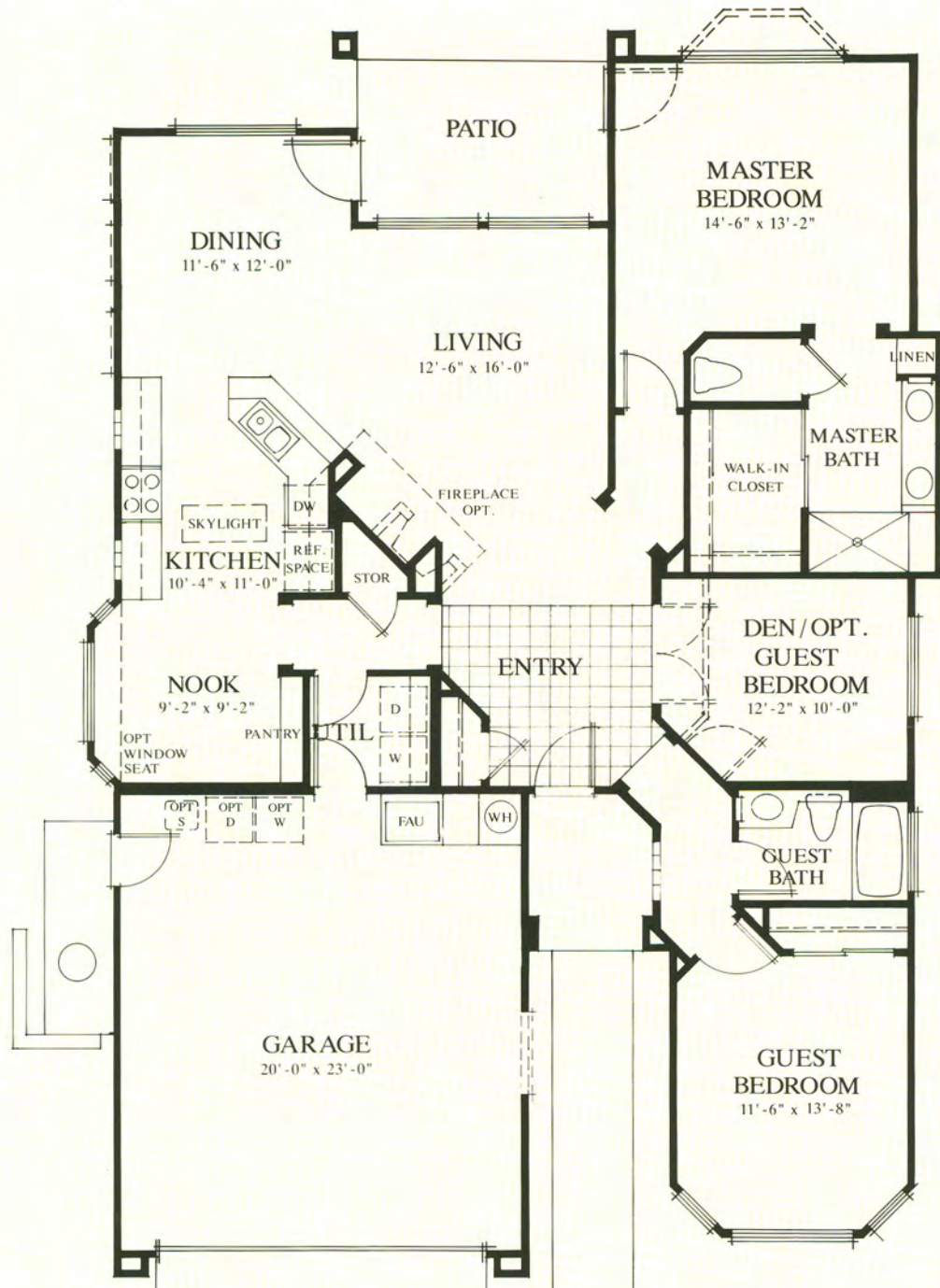
Call Del Webb's Sun City Palm Springs at 1-800-847-0754 or 619-772-5400.

## ELEVATION A



Due to normal construction tolerances, room sizes may vary slightly from those shown on floorplans. Illustrations are artists' conceptions and are not intended to show specific detailing. This applies to all illustrated floorplans and elevations. Model representations and options subject to change without notice.





## THE JENSEN 5165

- 2 Bedrooms plus Den • 2 Bathrooms
- Living Area • Dining • Breakfast Nook • Foyer
- Kitchen • Utility Room • 2 Car Garage • Covered Patio
- Approximately 1,603 liveable sq. ft.


Liveable s.f. . . . . .	1,603
Garage. . . . .	458
Covered Patio & Entry . . . . .	263
<b>Total Under Roof . . . . .</b>	<b>2,324</b>

Call Del Webb's Sun City Palm Desert at 1-800-847-0754 or 619-772-5400


ELEVATION A



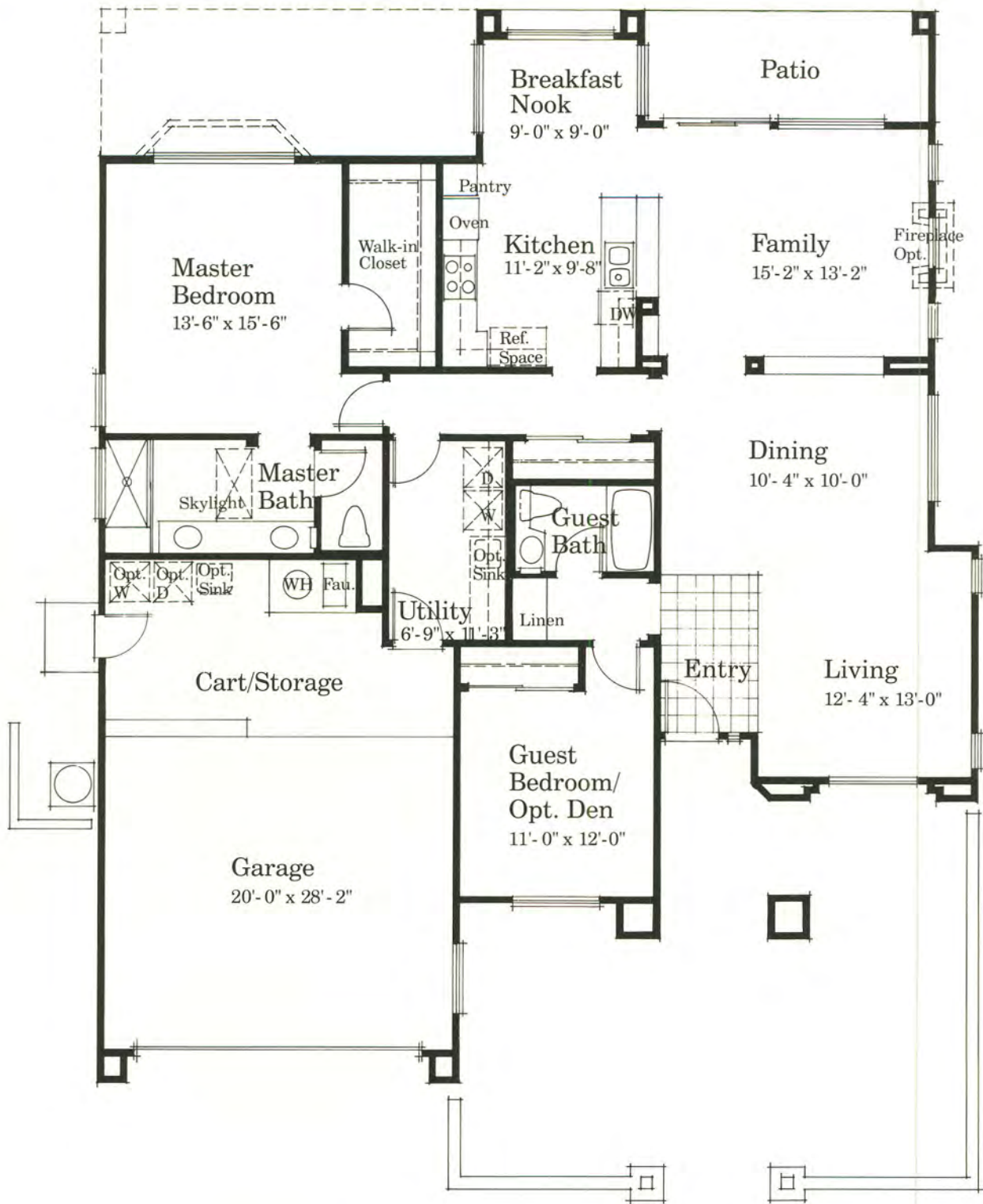
ELEVATION B



ELEVATION C



Due to normal construction tolerances, room sizes may vary slightly from those shown on floor plans. Illustrations are artists' conceptions and are not intended to show specific detailing. This applies to all illustrated floor plans and elevations. Model representations and options subject to change without notice.




## THE LALIQUÉ 5103 L

- 2 Bedrooms • 2 Bathrooms • Living Area • Dining Area • Foyer • Kitchen
- Breakfast Nook • Family Room • 2-Car Garage • Utility Room • Covered Patio
- Approximately 1,661 liveable sq. ft.

Call Del Webb's Sun City Palm Springs at 1-800-847-0754 or 619-772-5400.


ELEVATION A



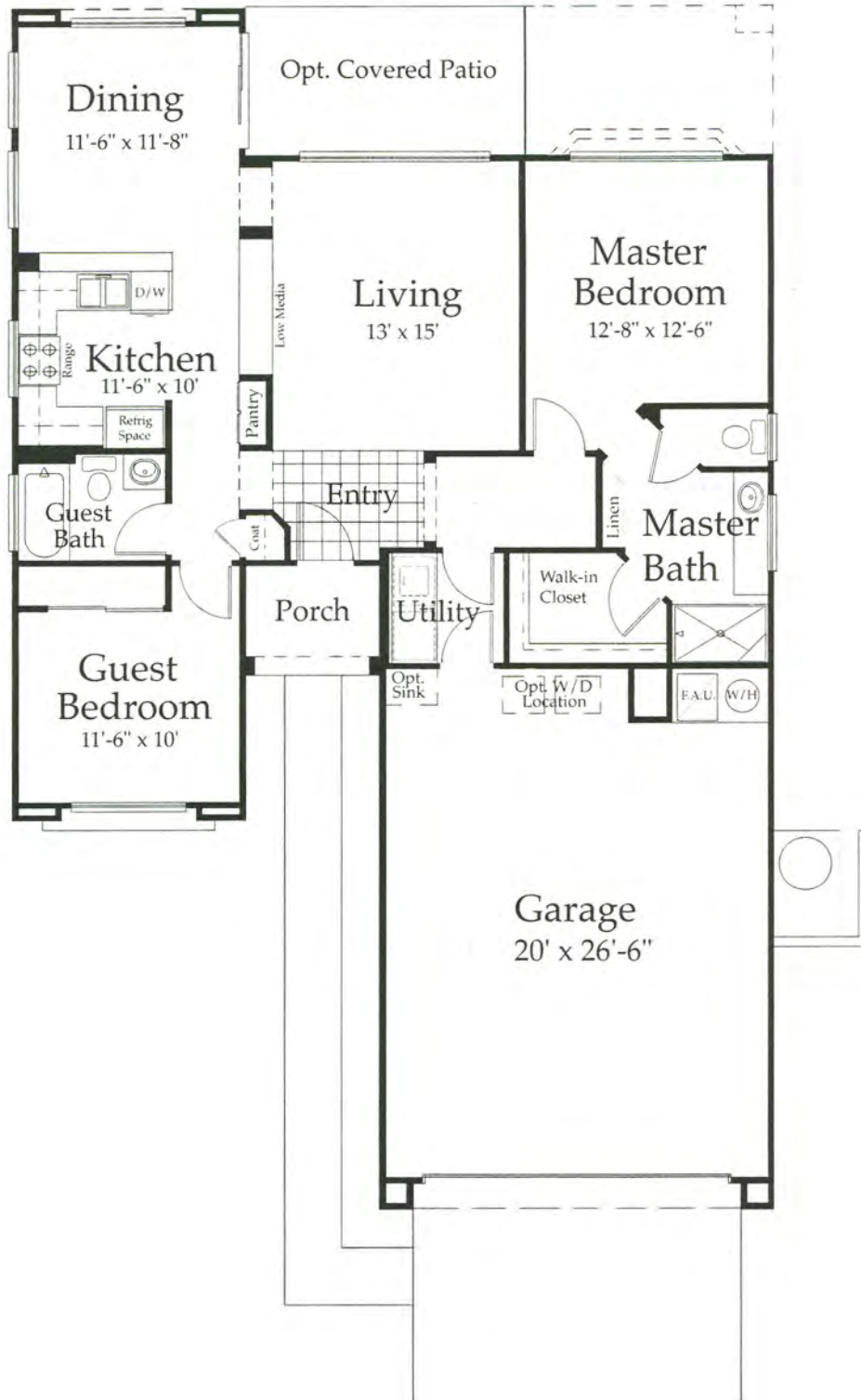
ELEVATION B



ELEVATION C



Due to normal construction tolerances, room sizes may vary slightly from those shown on floorplans. Illustrations are artists' conceptions and are not intended to show specific detailing. This applies to all illustrated floorplans and elevations. Model representations and options subject to change without notice.



### THE LANAI 5212


- 2 Bedrooms • 2 Bathrooms • Living Room
- Dining Area • Entry Foyer
- Utility Room • Oversized 2-Car Garage
- Approximately 1,199 liveable sq. ft.

Liveable s.f. ....	1,199
Garage .....	558
Entry Porch .....	40
<b>Total Under Roof .....</b>	<b>1,797</b>

## ELEVATION A



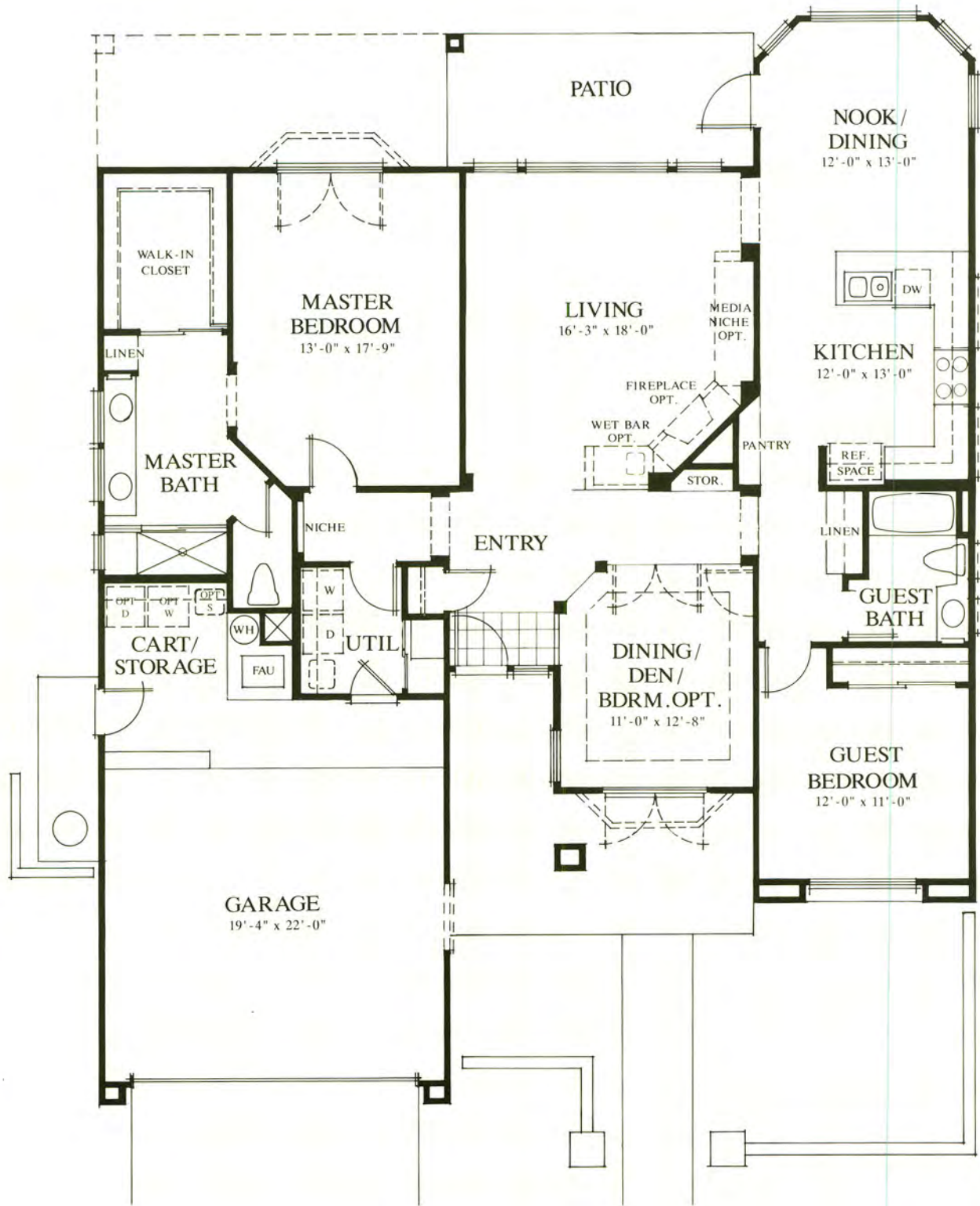
## ELEVATION B



## ELEVATION C



Due to normal construction tolerances, room sizes may vary slightly from those shown on floor plans. Illustrations are artists' conceptions and are not intended to show specific detailing. This applies to all illustrated floor plans and elevations. Model representations are options subject to change without notice.




## THE LENOX 5114

- 2 Bedrooms plus Dining, Den, or 3 Bedrooms
- 2 Bathrooms • Living Area • Foyer • Kitchen
- Breakfast Nook • Utility Room
- 2-Car Garage with Cart Storage • Covered Patio
- Approximately 1,722 liveable sq. ft.

Liveable s.f. . . . .	1,722
Garage . . . . .	512
Covered Patio & Entry . . . .	202
<b>Total Under Roof . . . . .</b>	<b>2,436</b>

Call Del Webb's Sun City Palm Desert at 1-800-847-0754 or 619-772-5400


ELEVATION A



ELEVATION B

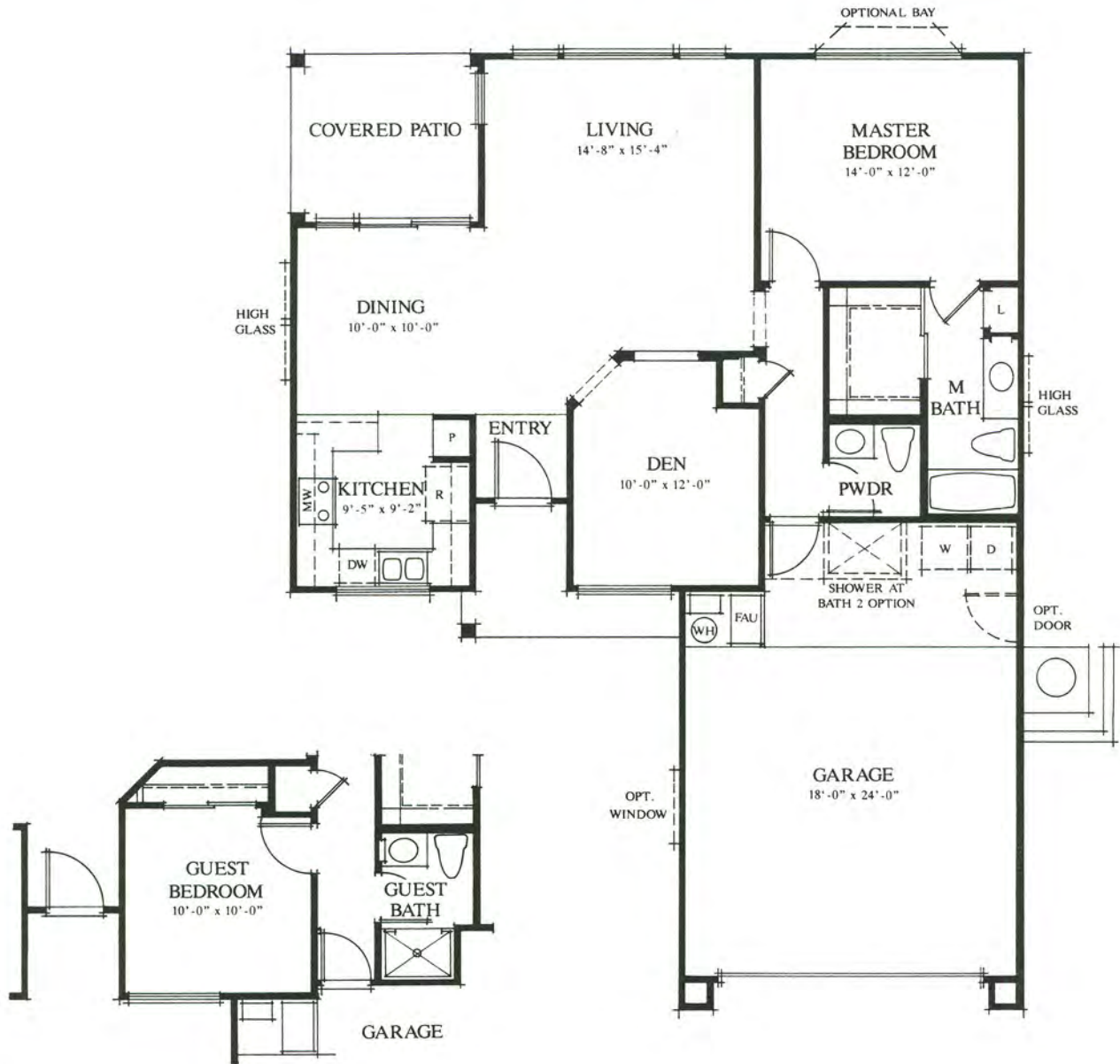


ELEVATION C



Due to normal construction tolerances, room sizes may vary slightly from those shown on floor plans. Illustrations are artists' conceptions and are not intended to show specific detailing. This applies to all illustrated floor plans and elevations. Model representations and options subject to change without notice.






## THE LIMOGES 5171 R

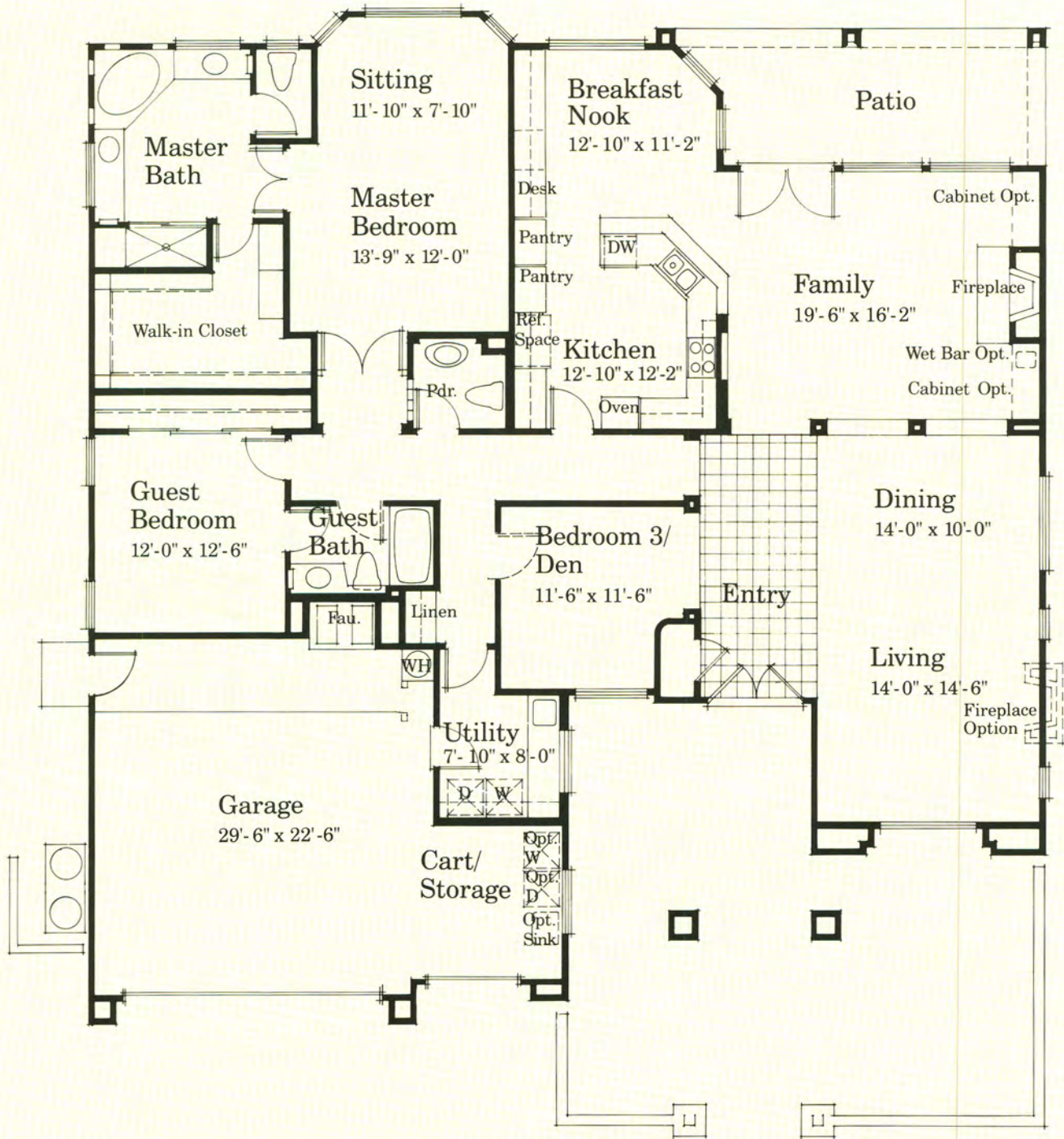
- 1 Bedroom plus Den • 1½ Bathrooms • Living Area • Dining Area • Foyer • Kitchen
- 1½-Car Garage • Covered Patio • Approximately 979 liveable sq. ft.
- Optional 2 Bedrooms • 2 Bathrooms • Approximately 1,002 liveable sq. ft.

Call Del Webb's Sun City Palm Springs at 1-800-847-0754 or 619-772-5400.

## ELEVATION C



Due to normal construction tolerances, room sizes may vary slightly from those shown on floorplans. Illustrations are artists' conceptions and are not intended to show specific detailing. This applies to all illustrated floorplans and elevations. Model representations and options subject to change without notice.



### THE MARQUIS 5106

- 2 Bedrooms plus Den • 2 1/2 Bathrooms • Sitting Area
- Living Area • Dining Area • Foyer • Kitchen
- Breakfast Nook • Utility Room • Family Room • Den
- Covered Patio • 2 Car Garage with Cart Storage
- Approximately 2,416 liveable sq. ft.


Liveable s.f. . . . .	2,416
Garage . . . . .	594
Covered Patio & Entry . . . . .	302
<b>Total Under Roof . . . . .</b>	<b>3,312</b>

Call Del Webb's Sun City Palm Desert at 1-800-847-0754 or 619-772-5400

ELEVATION A



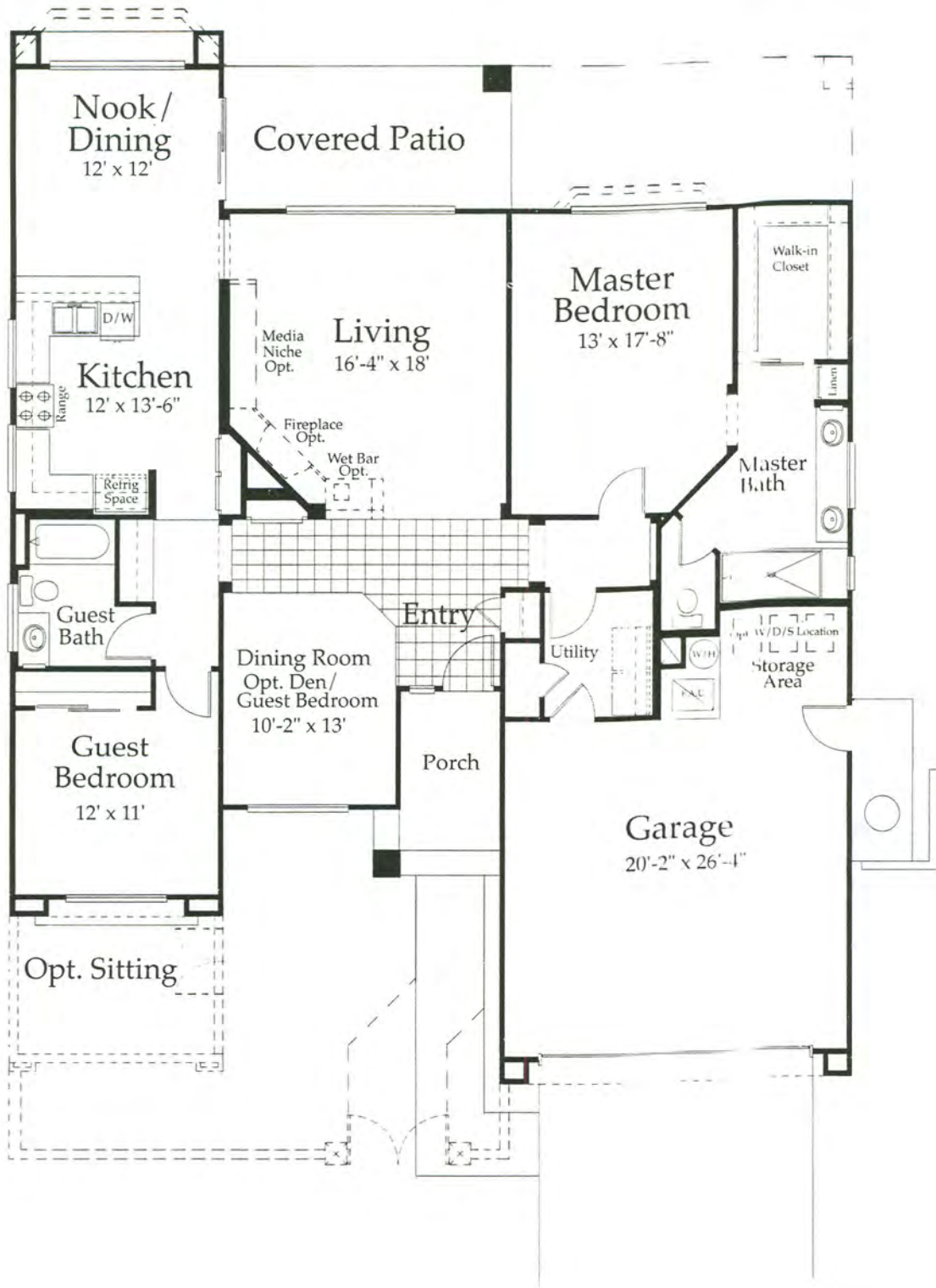
ELEVATION B



ELEVATION C



Due to normal construction tolerances, room sizes may vary slightly from those shown on floor plans. Illustrations are artists' conceptions and are not intended to show specific detailing. This applies to all illustrated floor plans and elevations. Model representations and options subject to change without notice.



## THE MARRAKECH 5232

- 2 Bedrooms • 2 Bathrooms • Living Room
- Dining Room • Entry Foyer • Breakfast Nook
- Utility Room • 2-Car Garage with Storage
- Covered Patio • Optional 3rd Bedroom/Den
- Approximately 1,732 liveable sq. ft.

Liveable s.f. . . . .	1,732
Garage . . . . .	491
Covered Patio & Entry . . . .	217
<b>Total Under Roof . . . . .</b>	<b>2,440</b>

## ELEVATION A



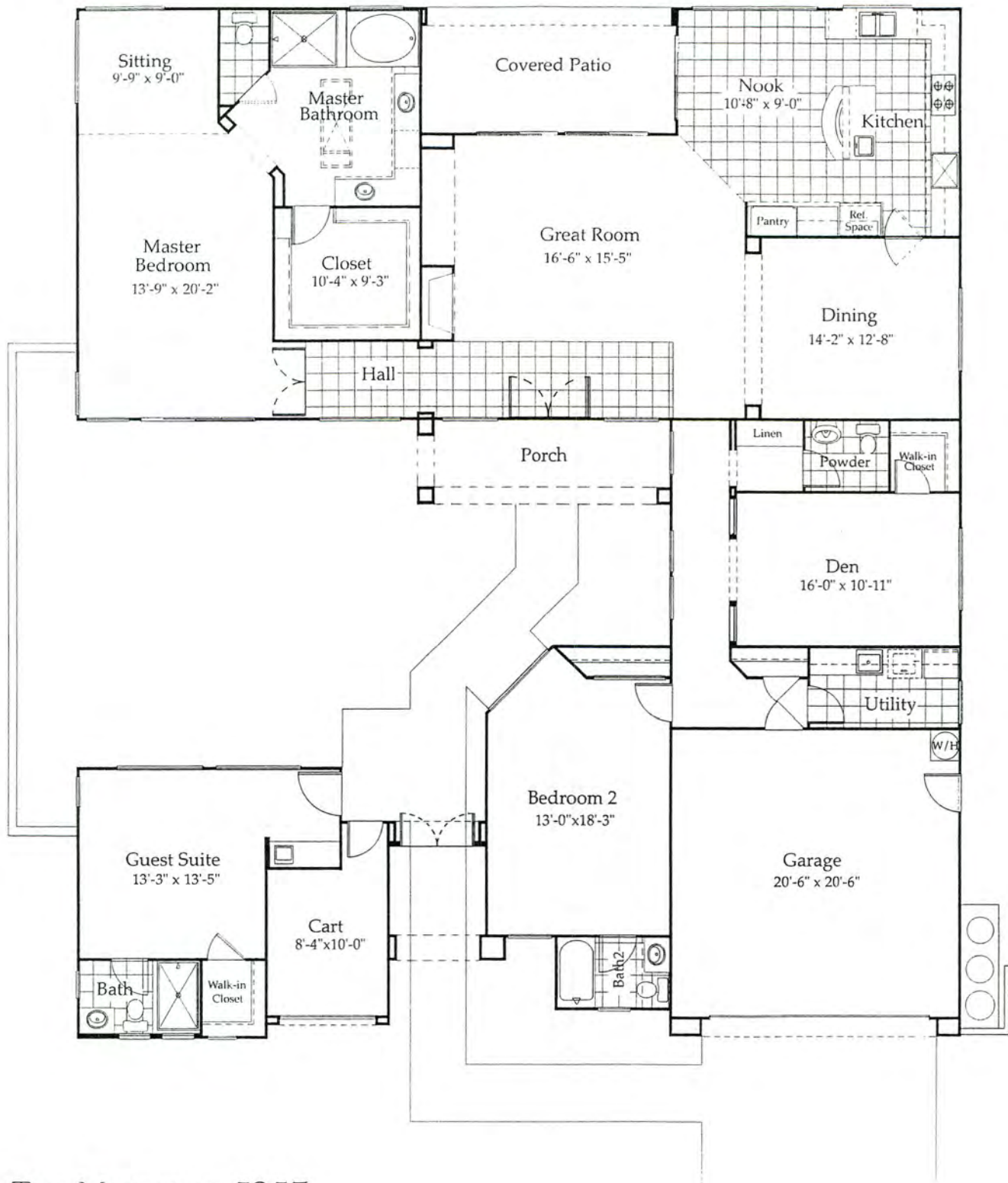
## ELEVATION B



## ELEVATION C



Due to normal construction tolerances, room sizes may vary slightly from those shown on floor plans. Illustrations are artists' conceptions and are not intended to show specific detailing. This applies to all illustrated floor plans and elevations. Model representations are options subject to change without notice.



## THE MARSEILLE 5257

- Courtyard Estate with Master Suite, Deluxe Bedroom
- 3 1/2 Baths • Guest House • Great Room
- Dining Room • Den • Study • Utility Room
- Island Kitchen with Large Breakfast Nook
- Covered Patio • 2 Car Garage plus Golf Cart Storage

Liveable s.f. ....	2,895
Garage .....	556
Porch .....	186
Patio .....	191

Total Under Roof ..... 3,828

Del Webb may change home design, materials, features, methods of construction and price without prior notice.  
 Call Del Webb's Sun City Palm Desert at 1-800-847-0754 or 760-772-5400

 Sun City Palm Desert® *by Del Webb™*

MARSEILLE / Model 5257

STANDARD & OPTIONAL FEATURES

ELEVATION A



ELEVATION B



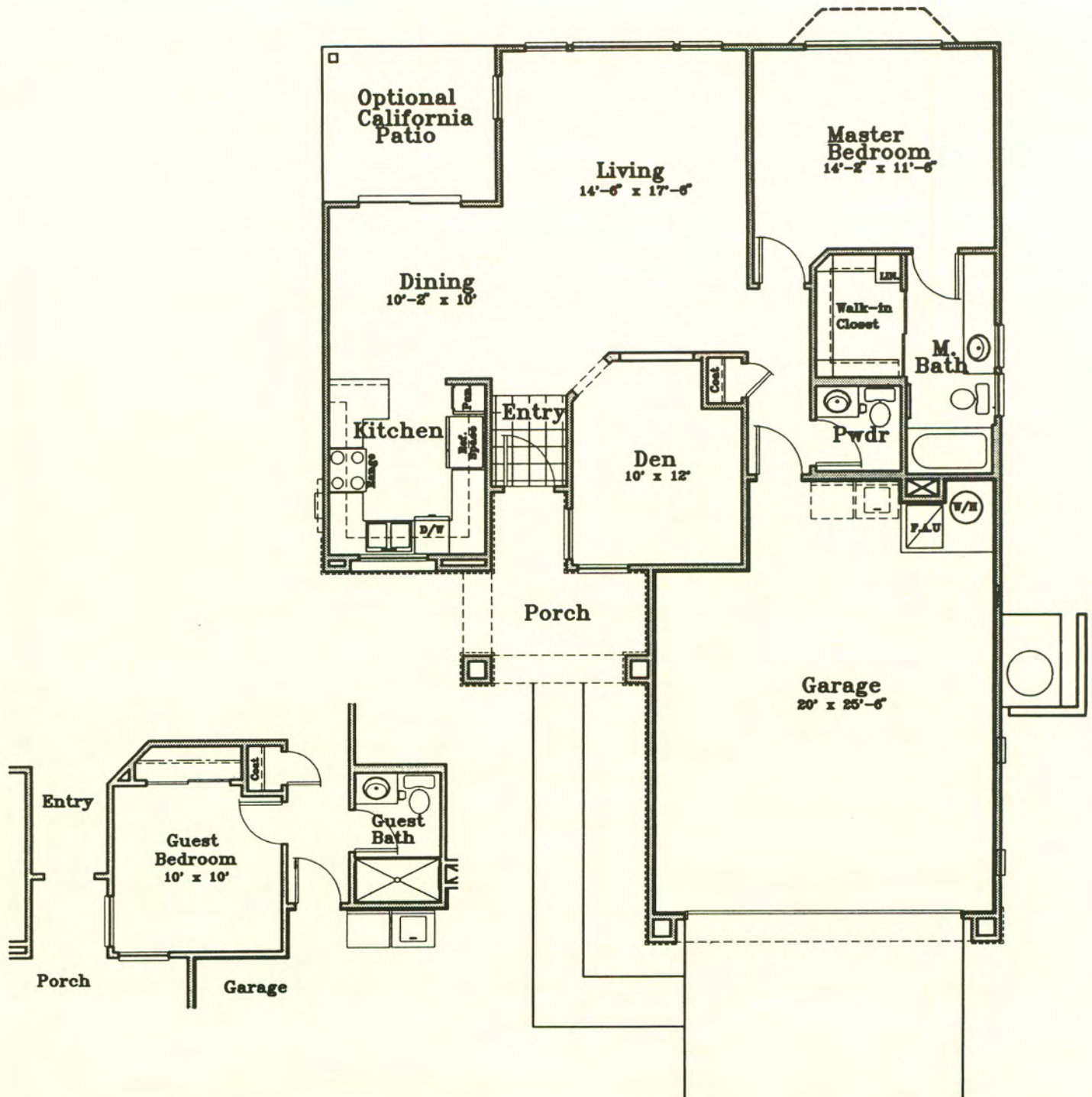
ELEVATION C



ELEVATION D





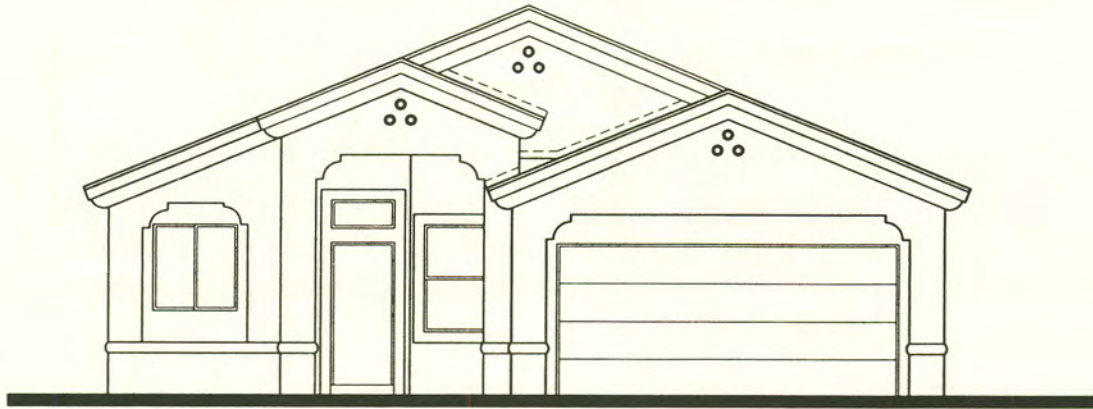


• • • MODEL NOT DISPLAYED IN MODEL PARK • • •

## THE MAUI 5211


- 1 Bedroom plus Den
- 1-1/2 Bathrooms • Entry Foyer • Living Room
- Dining Area • Oversized 2-Car Garage
- Approximately 1,021 liveable sq. ft.

Liveable s.f. . . . .	1,021
Garage . . . . .	509
Covered Porch . . . . .	.94
Total Under Roof . . . . .	1,624



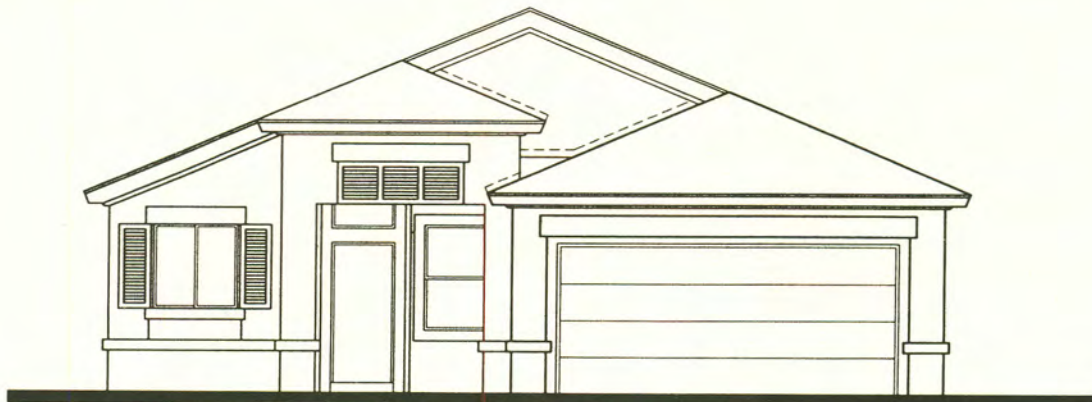
**| FRONT ELEVATION**

ELEV. "A"  
SCALE: 1/4" = 1'-0"



**| FRONT ELEVATION**

ELEV. "B"  
SCALE: 1/4" = 1'-0"



**| FRONT ELEVATION**

ELEV. "C"

Due to normal construction tolerances, room sizes may vary slightly from those shown on floor plans. Illustrations are artists' conceptions and are not intended to show specific detailing. This applies to all illustrated floor plans and elevations. Model representations are options subject to change without notice.

## PLAN 5202B

*A California Casual Home*

- 2 Bedrooms • 2 Bathrooms • Great Room • Breakfast Nook
- Kitchen • 2-Car Garage

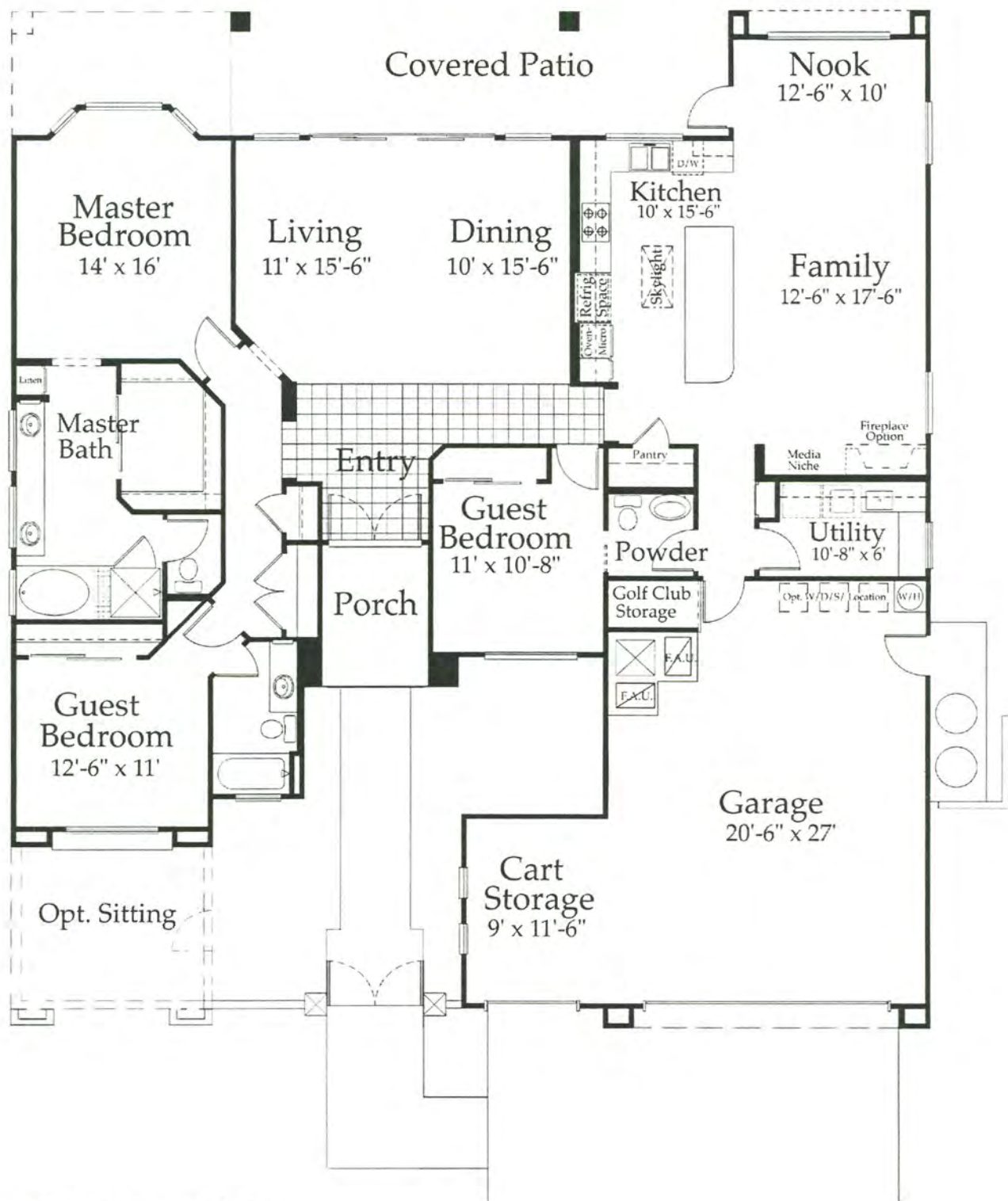
Liveable s.f. ....	1,160
Garage .....	440
Entry / Porch .....	130
Total under roof .....	1,730

## PLAN 5201C

*A California Casual Home*

- 1 Bedroom plus Den or Second Bedroom Option
- 1½ Bathrooms • Great Room • Nook • Optional 2nd
- 2-Car Garage

Liveable s.f. ....	
Garage .....	
Entry / Porch .....	
Total under roof .....	



## THE MONACO 5251

- 3 Bedrooms • 2 1/2 Bathrooms • Living Room
- Family Room • Entry Foyer • Dining Area
- Island Kitchen • Breakfast Nook • Utility Room
- Covered Patio • 2-Car Garage with Cart Storage
- Approximately 2,177 liveable sq. ft.

Liveable s.f. . . . .	2,177
Garage . . . . .	712
Covered Patio & Entry . . .	323
Total Under Roof . . . . .	3,212

## ELEVATION A



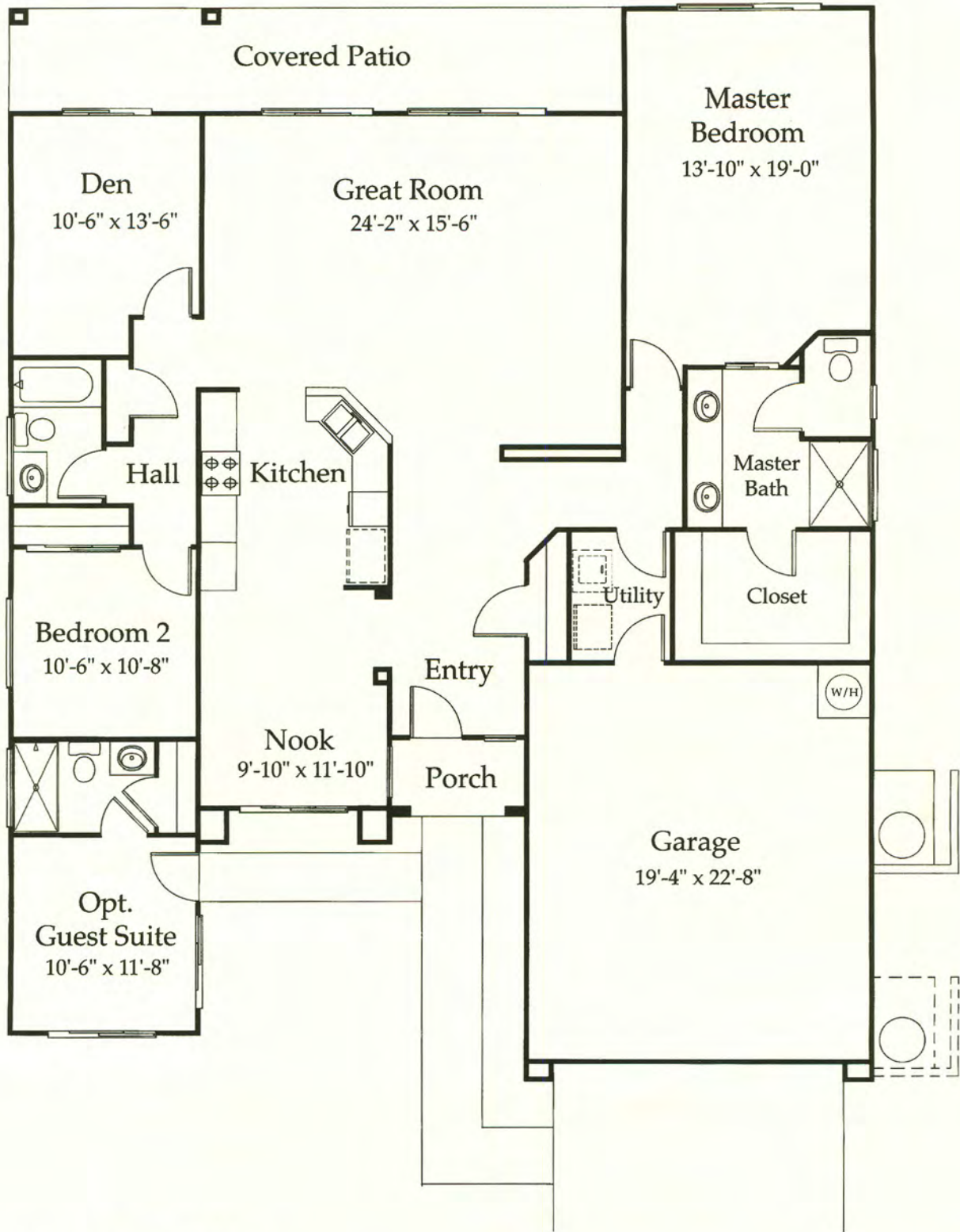
## ELEVATION B



## ELEVATION C



Due to normal construction tolerances, room sizes may vary slightly from those shown on floor plans. Illustrations are artists' conceptions and are not intended to show specific detailing. This applies to all illustrated floor plans and elevations. Model representations are options subject to change without notice.



## THE MONTEGO 5217


- 2 Bedrooms plus Den or Third Bedroom • 2 Bathrooms
- Entry Foyer • Great Room • Utility Room • Nook
- Covered Patio • 2-Car Garage
- Approximately 1,852 Liveable sq. ft.

Liveable s.f. . . . . 1,852  
 Garage . . . . . 471  
 Covered Patio & Porch . . . . 255

Total Under Roof . . . . . 2,578

Call Del Webb's Sun City Palm Desert at 1-800-847-0754 or 760-772-5400


## ELEVATION A



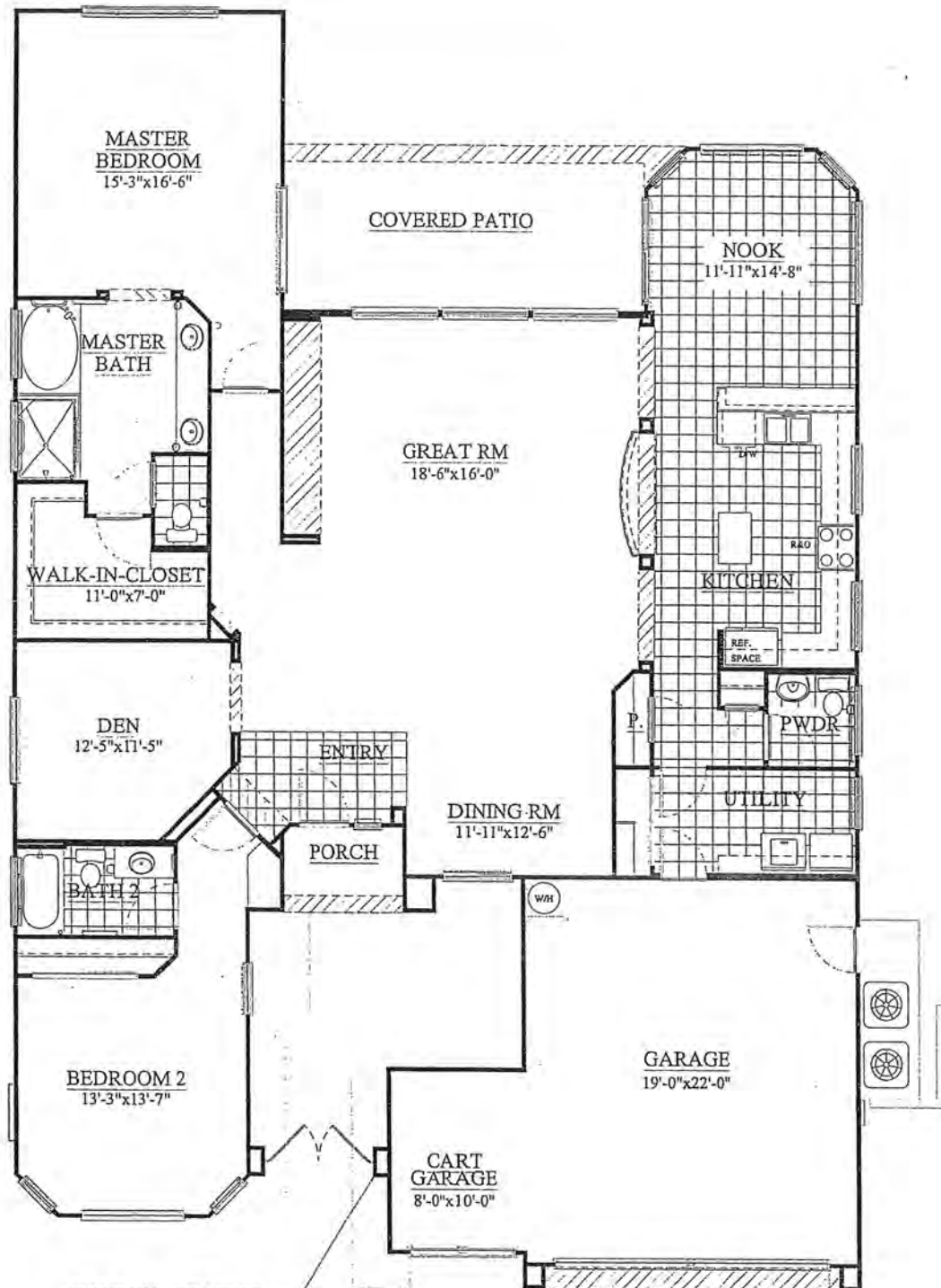
## ELEVATION B



## ELEVATION C



Due to normal construction tolerances, room sizes may vary slightly from those shown on floor plans. Illustrations are artists' conceptions and are not intended to show specific detailing. This applies to all illustrated floor plans and elevations. Model representations are options subject to change without notice.



COURTYARD NOTE:  
STANDARD "B,C,D"  
OPTIONAL AT "A"

PRELIMINARY  
FLOOR PLAN

### THE MONTEREY 5234

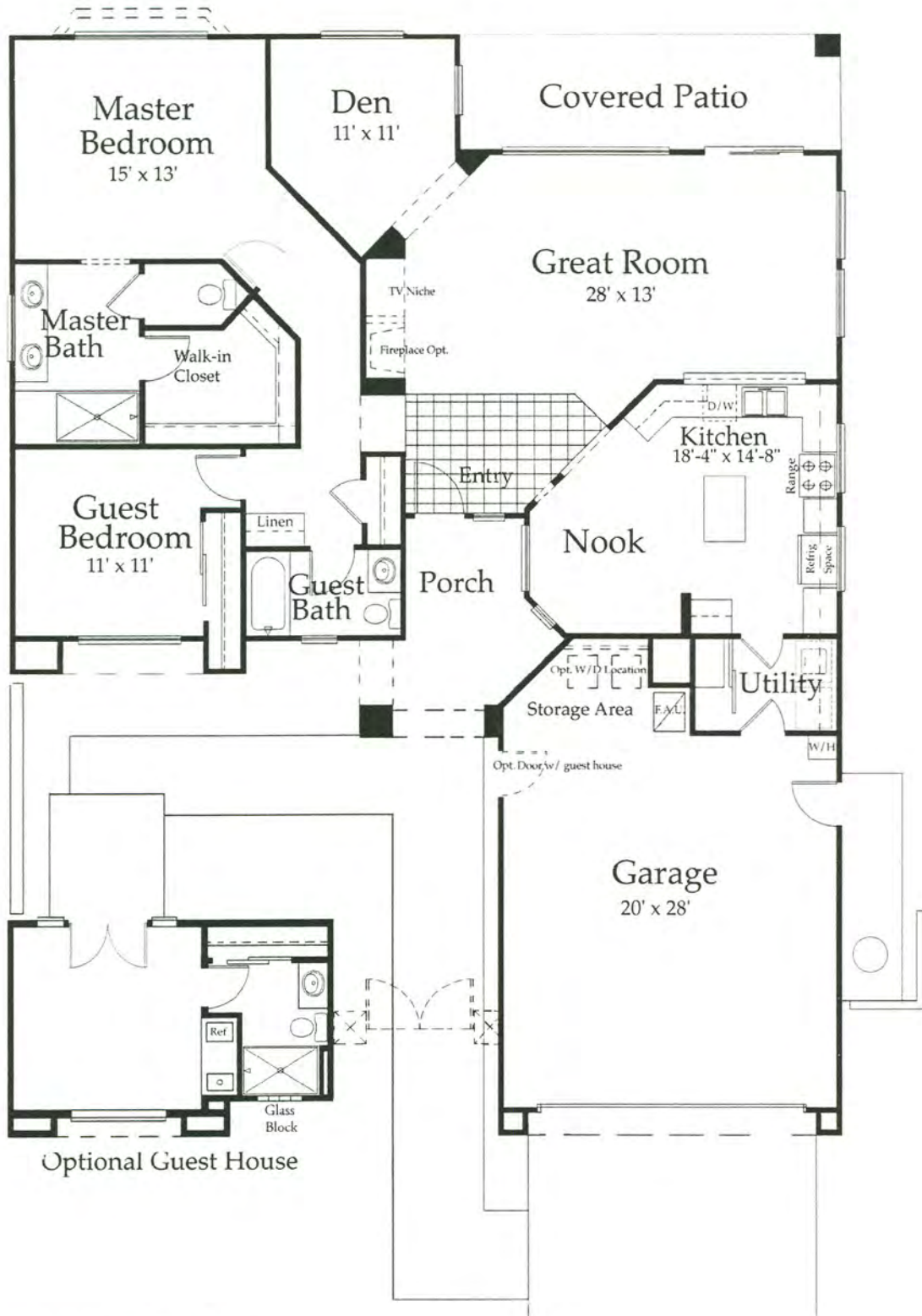
- 2 Deluxe Bedrooms • 2 1/2 Baths • Great Room
- Dining Room • Island Kitchen with Large Breakfast Nook
- Den or 3rd Bedroom • Utility Room • Covered Patio
- 2 Car Garage with Golf Cart Storage

Liveable s.f. ....	2,322
Garage .....	541
Porch .....	39
Patio .....	209

Total Under Roof ..... 3,111

Call Del Webb's Sun City Palm Desert at 1-800-847-0754 or 760-772-5400






## THE MOROCCO 5231

- 2 Bedrooms plus Den/Study • 2 Bathrooms • Great Room
- Dining Area • Entry Foyer • Island Kitchen
- Breakfast Nook • Utility Room • Covered Patio
- 2-Car Garage with Storage • Optional Guest House
- Approximately 1,649 liveable sq. ft.

Liveable s.f. . . . .	1,649
Garage . . . . .	529
Covered Patio & Entry . . . .	272
<b>Total Under Roof . . . . .</b>	<b>2,450</b>

ELEVATION A



ELEVATION B



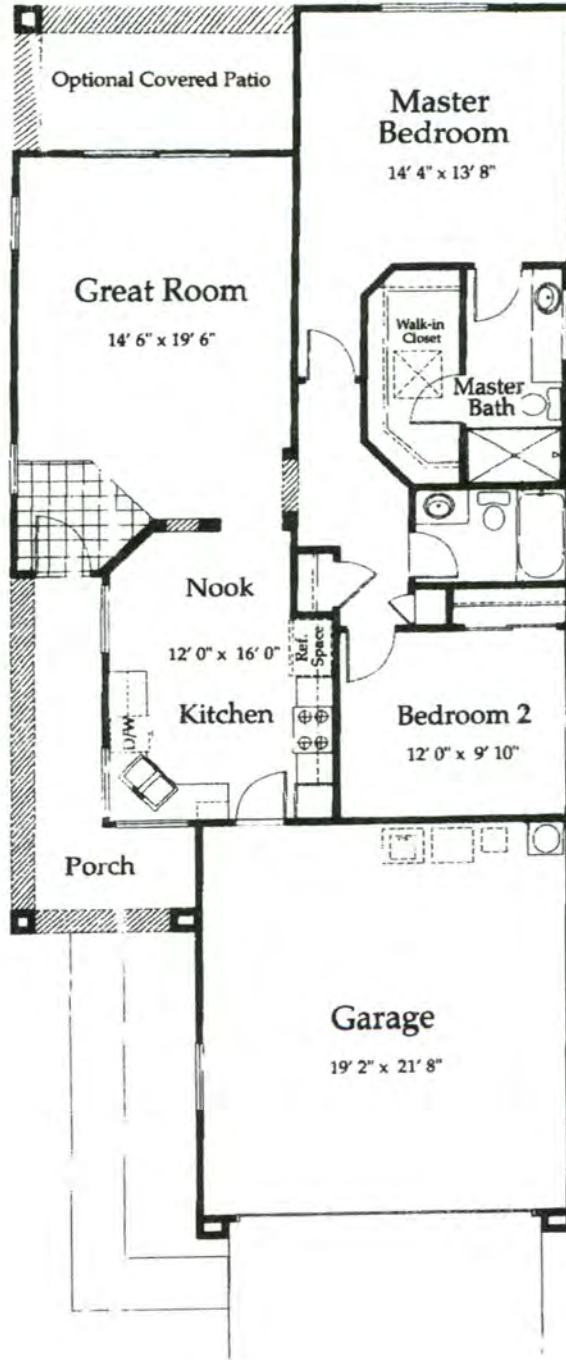
ELEVATION C



## THE MOROCCO 5231 – Elevations shown with Guest House Option

Due to normal construction tolerances, room sizes may vary slightly from those shown on floor plans. Illustrations are artists' conceptions and are not intended to show specific detailing. This applies to all illustrated floor plans and elevations. Model representations are options subject to change without notice.

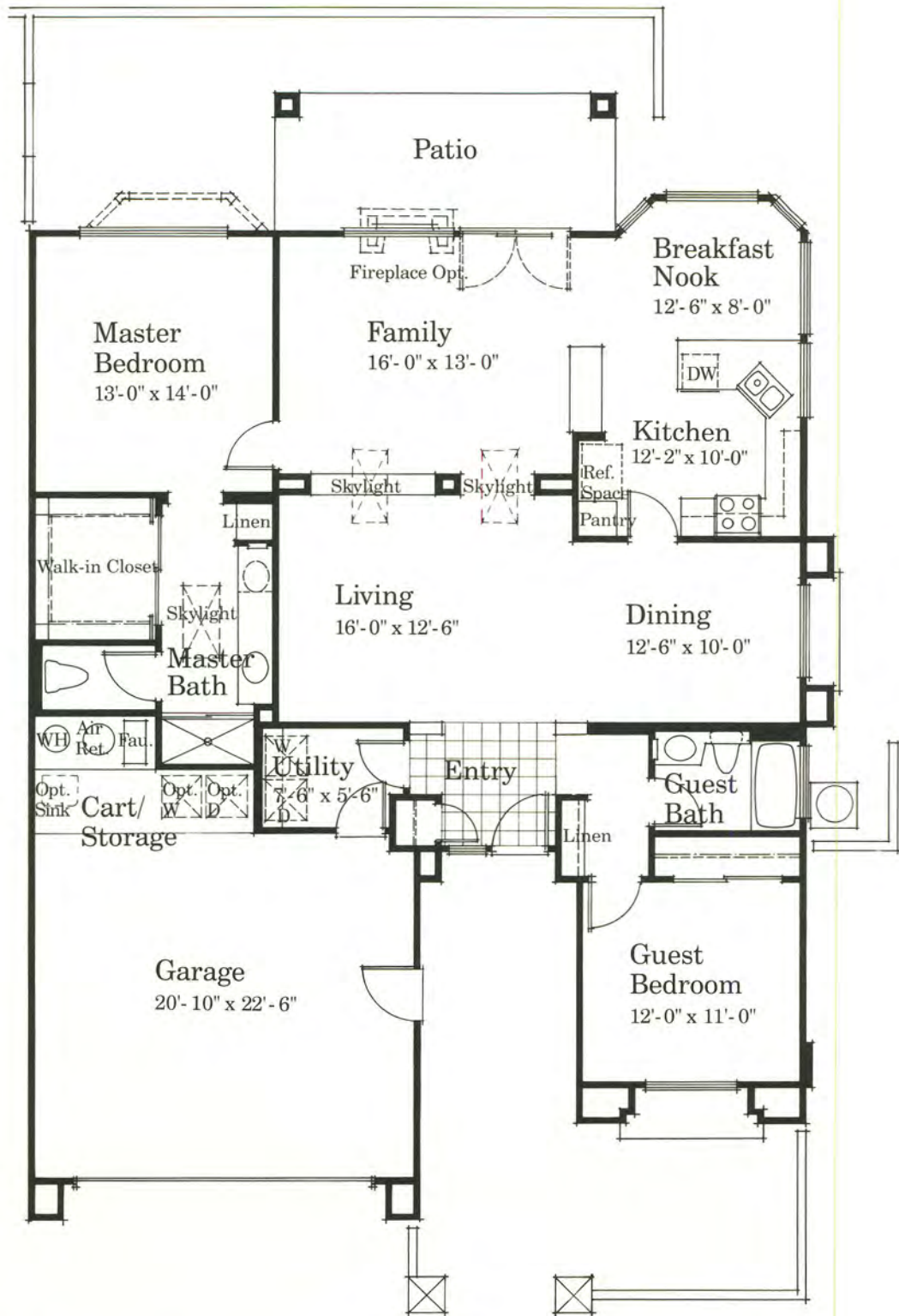
M  
2



- 2 Bedrooms • 2 Bathrooms • Great Room • Breakfast Nook • Kitchen
- 2-Car Garage

Liveable s.f. ....	1,160
Garage.....	440
Entry / Porch .....	130
Total under roof.....	1,730

CALIFORNIA CASUAL FLOOR PLANS  
CALIFORNIA CASUAL FLOOR PLANS  
CALIFORNIA CASUAL FLOOR PLANS  
CALIFORNIA CASUAL FLOOR PLANS




## THE OPAL 5123 L


- 2 Bedrooms • 2 Bathrooms • Family Room • Living Area • Dining Area • Foyer
- Kitchen • Breakfast Nook • Utility Room • 2-Car Garage • Covered Patio
- Approximately 1,552 liveable sq. ft.

Call Del Webb's Sun City Palm Springs at 1-800-847-0754 or 619-772-5400.

ELEVATION A



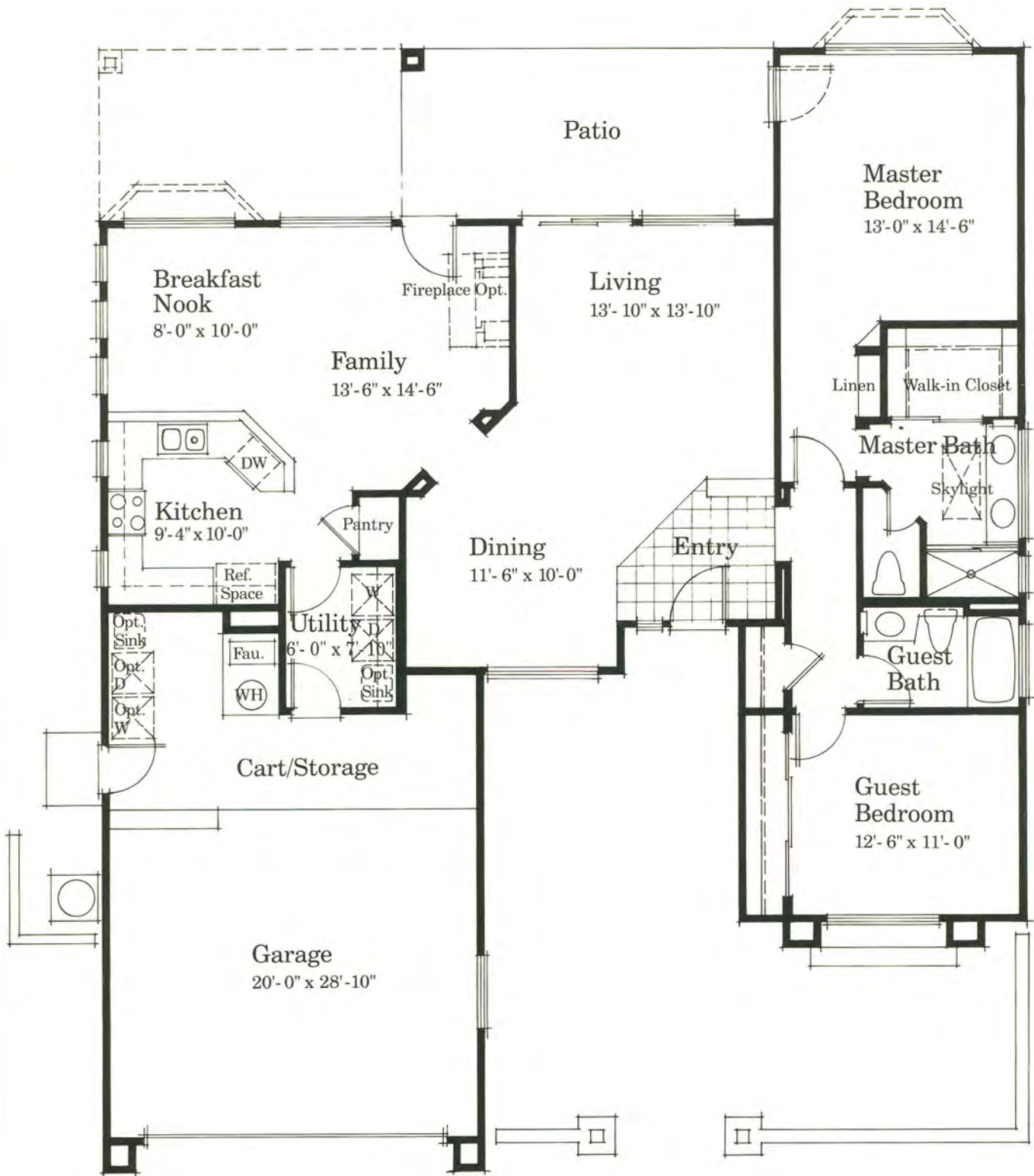
ELEVATION B



ELEVATION C



Due to normal construction tolerances, room sizes may vary slightly from those shown on floorplans. Illustrations are artists' conceptions and are not intended to show specific detailing. This applies to all illustrated floorplans and elevations. Model representations and options subject to change without notice.




## THE ORREFORS 5102L

- 2 Bedrooms • 2 Bathrooms • Living Area • Dining Area • Foyer • Kitchen
- Family Room • Breakfast Nook • 2-Car Garage • Utility Room • Covered Patio
- Approximately 1,544 liveable sq. ft.

Call Del Webb's Sun City Palm Springs at 1-800-847-0754 or 619-772-5400.

ELEVATION A



ELEVATION B

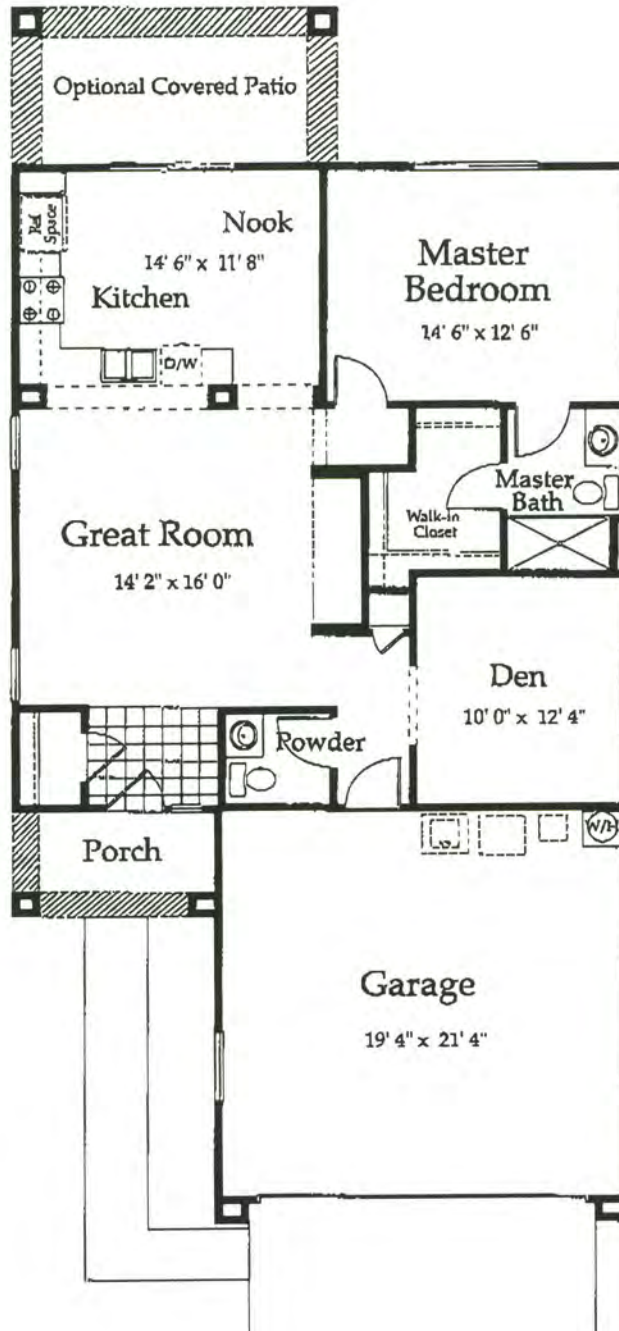


ELEVATION C



Due to normal construction tolerances, room sizes may vary slightly from those shown on floorplans. Illustrations are artists' conceptions and are not intended to show specific detailing. This applies to all illustrated floorplans and elevations. Model representations and options subject to change without notice.

L

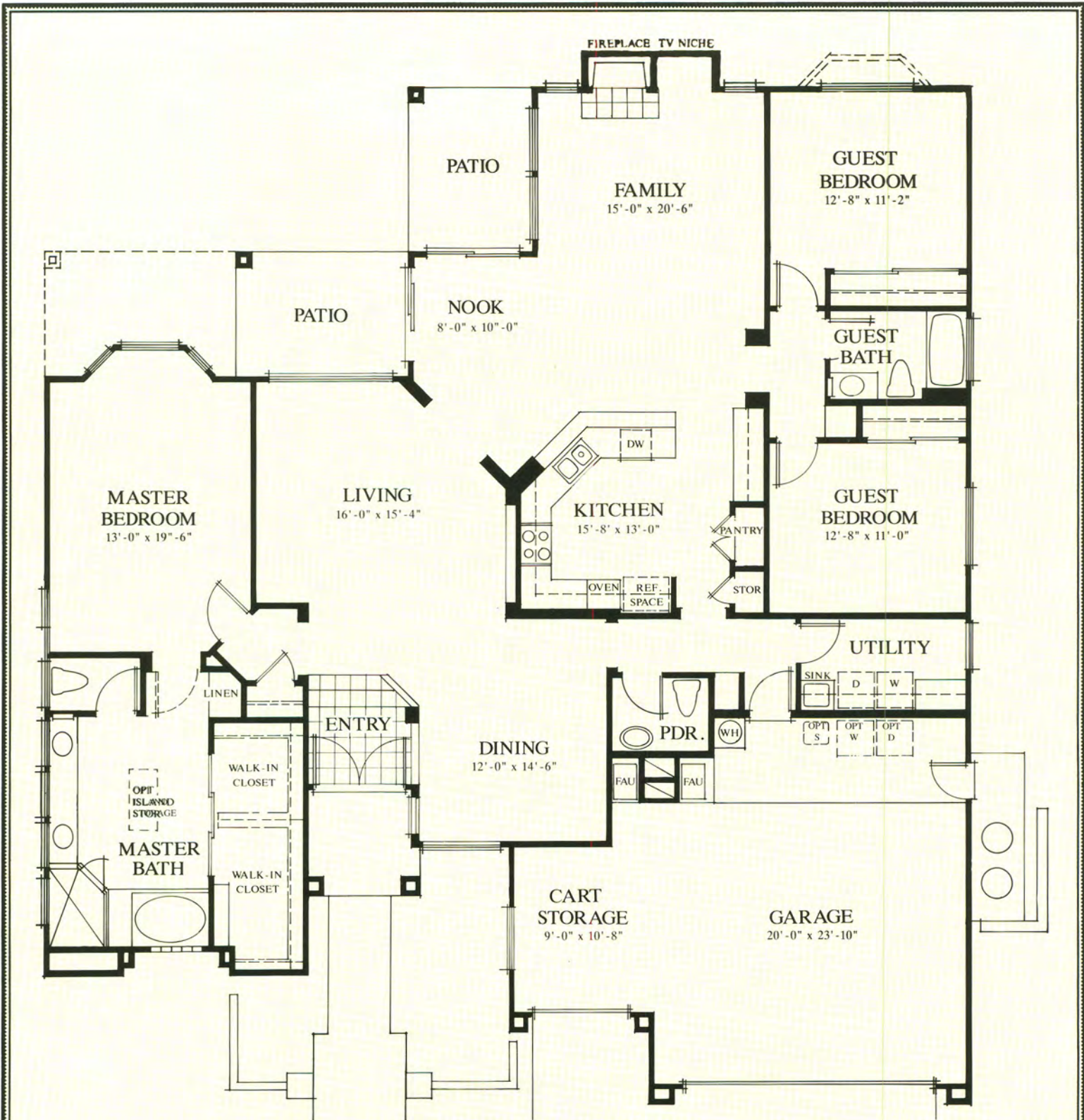


- Master Bedroom • 1½ Bathrooms • Great Room • Kitchen
- Nook • Den/Optional 2nd Bedroom • Optional 2nd Bathroom
- 2-Car Garage

Liveable s.f. ....	1,080
Garage .....	440
Entry / Porch .....	60
Total under roof .....	1,580

CALIFORNIA CASUAL FLOOR PLANS  
 CALIFORNIA CASUAL FLOOR PLANS  
 CALIFORNIA CASUAL FLOOR PLANS





### THE PAVÉ 5109

- 3 Bedrooms • 2 1/2 Bathrooms • Living Area • Dining
- Family Room • Foyer • Kitchen • Breakfast Nook
- Utility Room • Covered Patio • 2 Car Garage with Cart Storage • Approximately 2,367 liveable sq. ft.


Liveable s.f. . . . .	2,367
Garage . . . . .	582
Covered Patio & Entry . . .	223
<b>Total Under Roof . . . . .</b>	<b>3,172</b>

Call Del Webb's Sun City Palm Desert at 1-800-847-0754 or 619-772-5400

## ELEVATION A



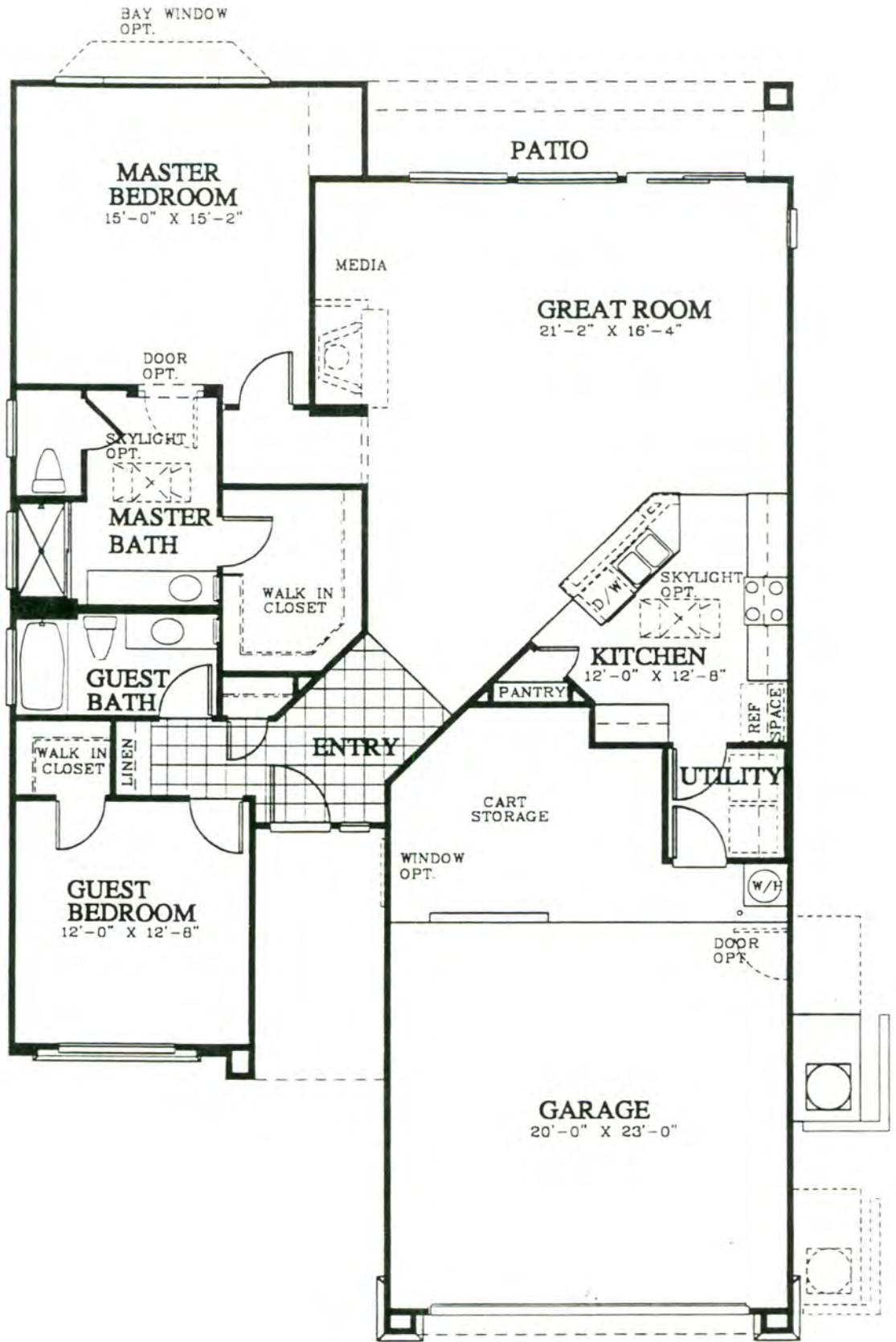
## ELEVATION B



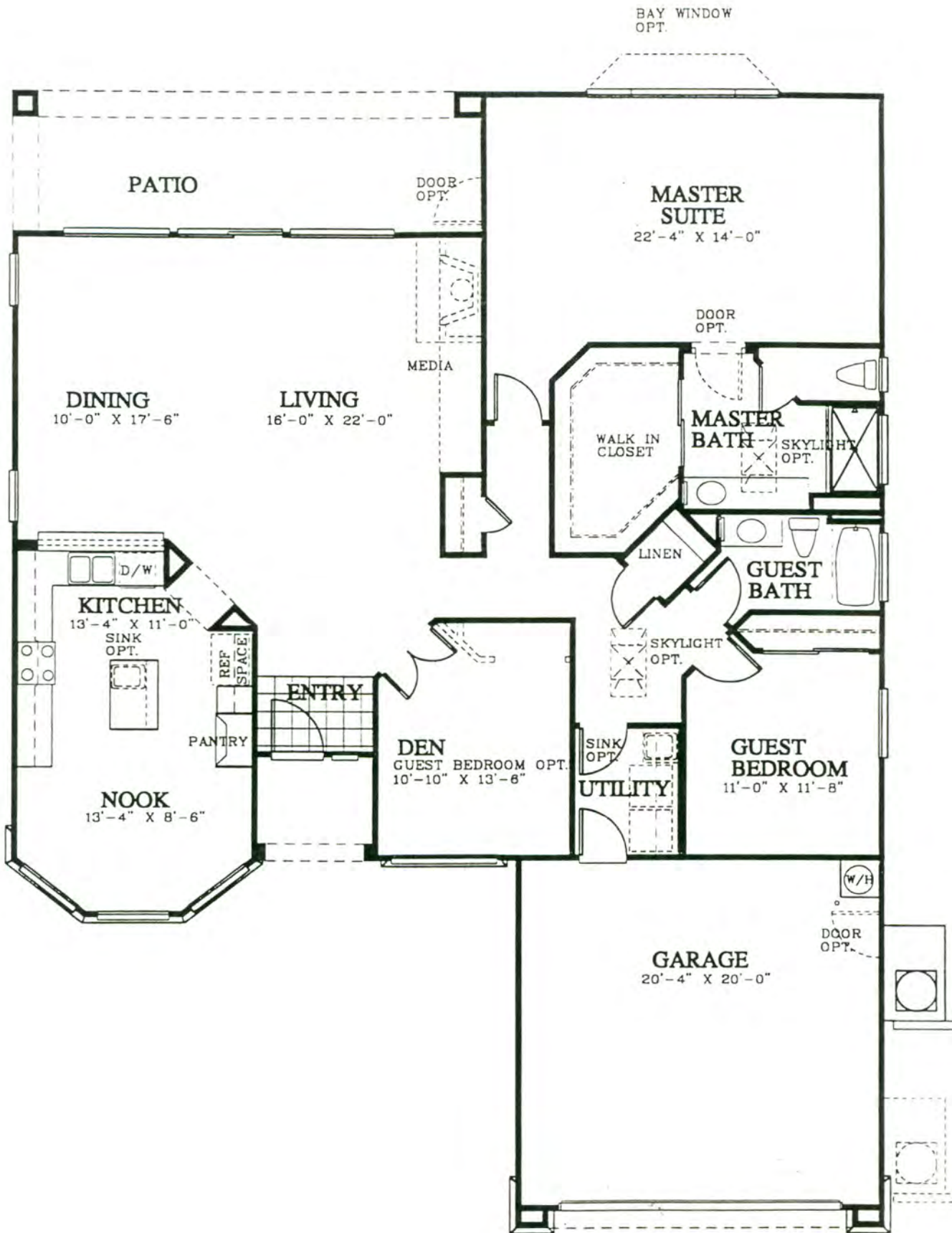
## ELEVATION C



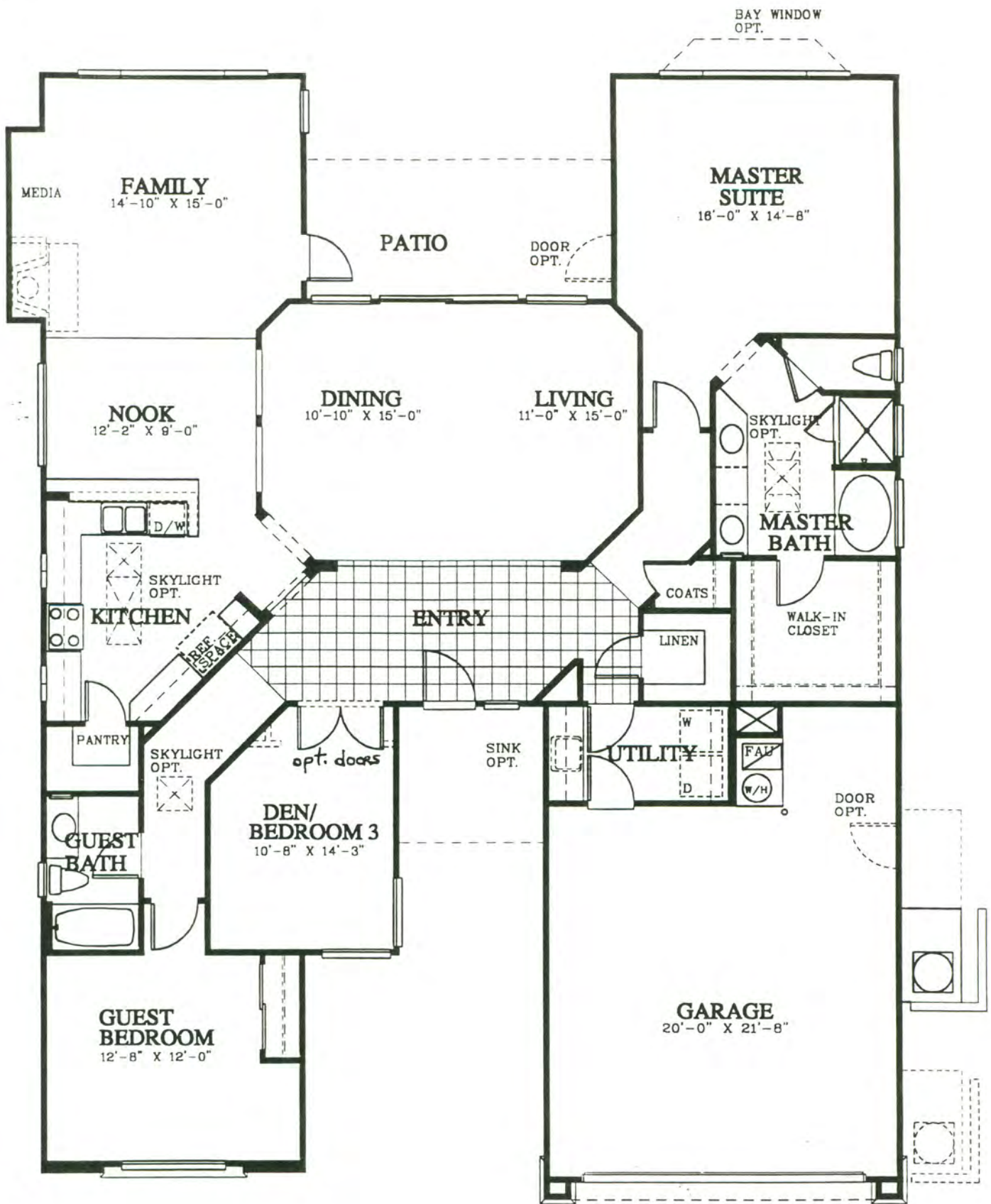
Due to normal construction tolerances, room sizes may vary slightly from those shown on floor plans. Illustrations are artists' conceptions and are not intended to show specific detailing. This applies to all illustrated floor plans and elevations. Model representations and options subject to change without notice.



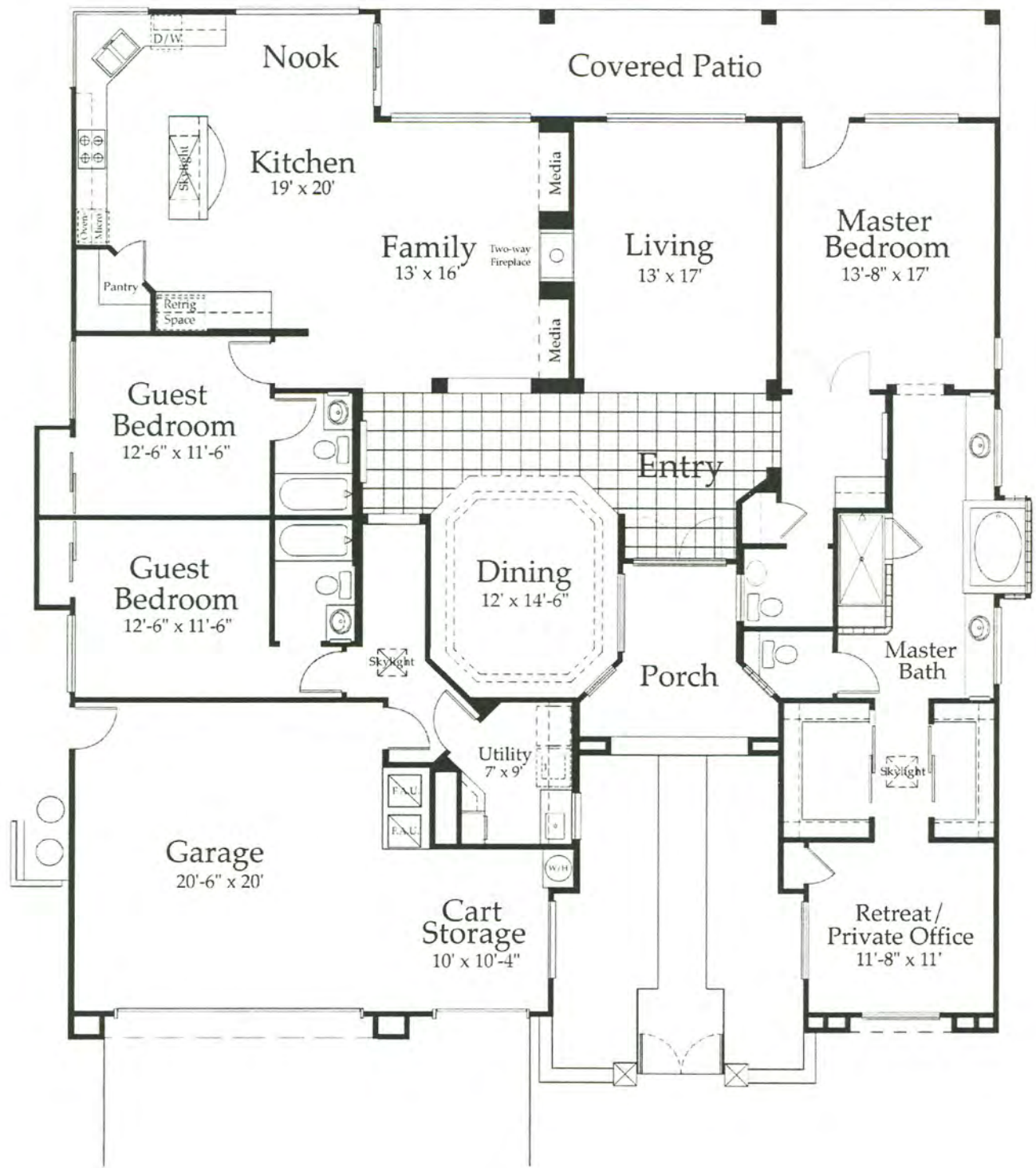
**PLAN 5173**  
 1524 SQ. FT.



**PLAN 5174**  
 2000 SQ. FT.



**PLAN 5175**  
2196 SQ. FT.



### THE PORTOFINO 5254

- 3 Bedroom Suites plus Retreat/Office • 3 1/2 Bathrooms
- Living Room • Family Room • Grand Entry Foyer
- Formal Dining Room • Island Kitchen • Breakfast Nook
- 2-way Fireplace • Utility Room • Covered Patio
- 2-Car Garage with Cart Storage
- Optional 2nd Master Suite or 4th Bedroom Suite with Private Entrance • Approximately 2,728 liveable sq. ft.

Liveable s.f. . . . .	2,728
Garage . . . . .	559
Covered Patio . . . . .	388
Total Under Roof . . . . .	3,675

## ELEVATION A



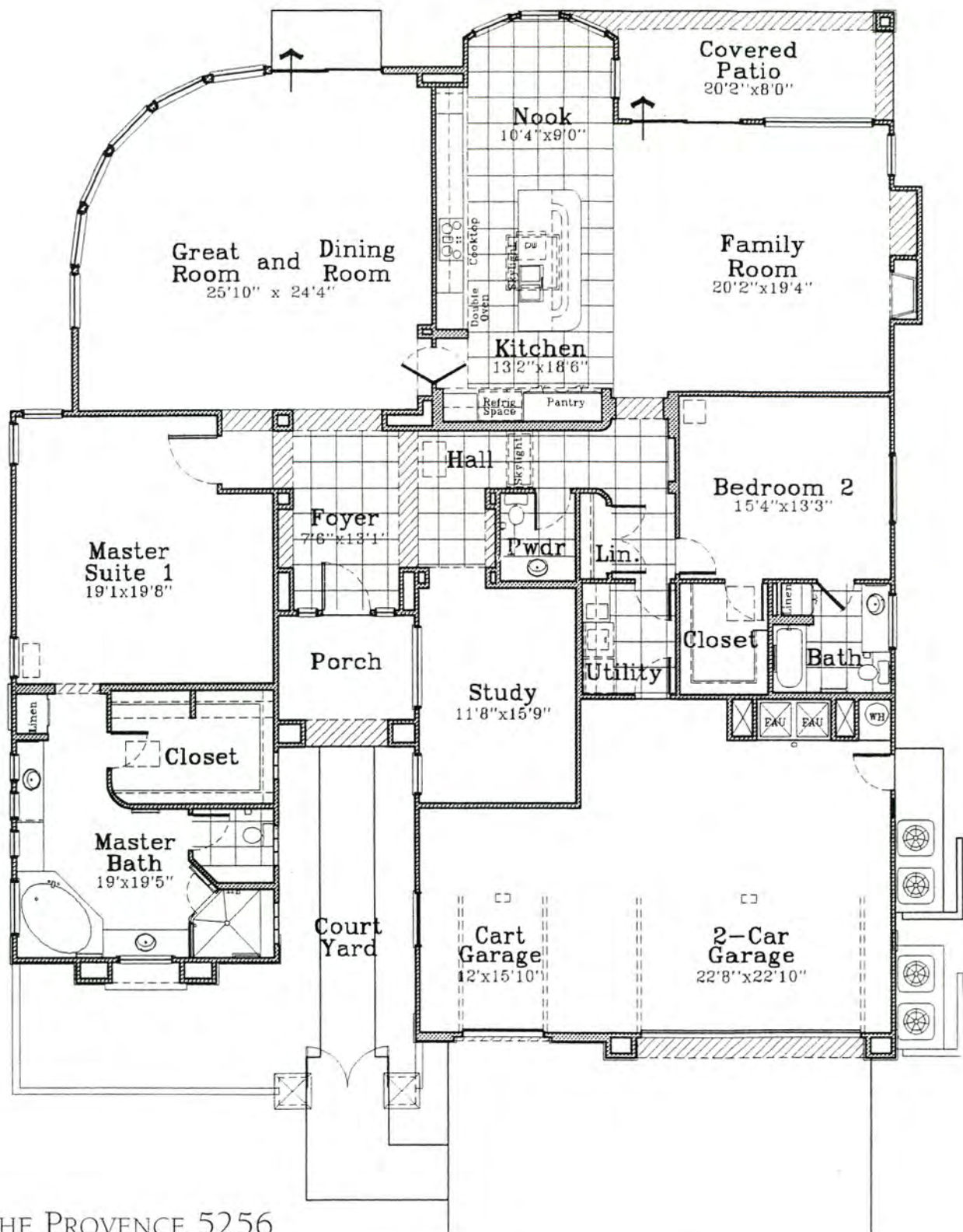
## ELEVATION B



## ELEVATION C



Due to normal construction tolerances, room sizes may vary slightly from those shown on floor plans. Illustrations are artists' conceptions and are not intended to show specific detailing. This applies to all illustrated floor plans and elevations. Model representations are options subject to change without notice.



**THE PROVENCE 5256**

- 2 Deluxe Bedrooms • 2 1/2 Baths • Grand Entry Foyer
- Gracious Living Area • Spacious Family Room
- Island Kitchen • Breakfast Nook • Full Utility Room
- Covered Patio • 2 Car Garage plus Golf Cart Storage
- Approximately 3,236 liveable sq. ft.

Liveable s.f. ....	3,236
Garage .....	779
Porch .....	97
Patio .....	165
<b>Total Under Roof .....</b>	<b>4,277</b>

Call Del Webb's Sun City Palm Desert at 1-800-847-0754 or 760-772-5400





**ELEVATION "A"**

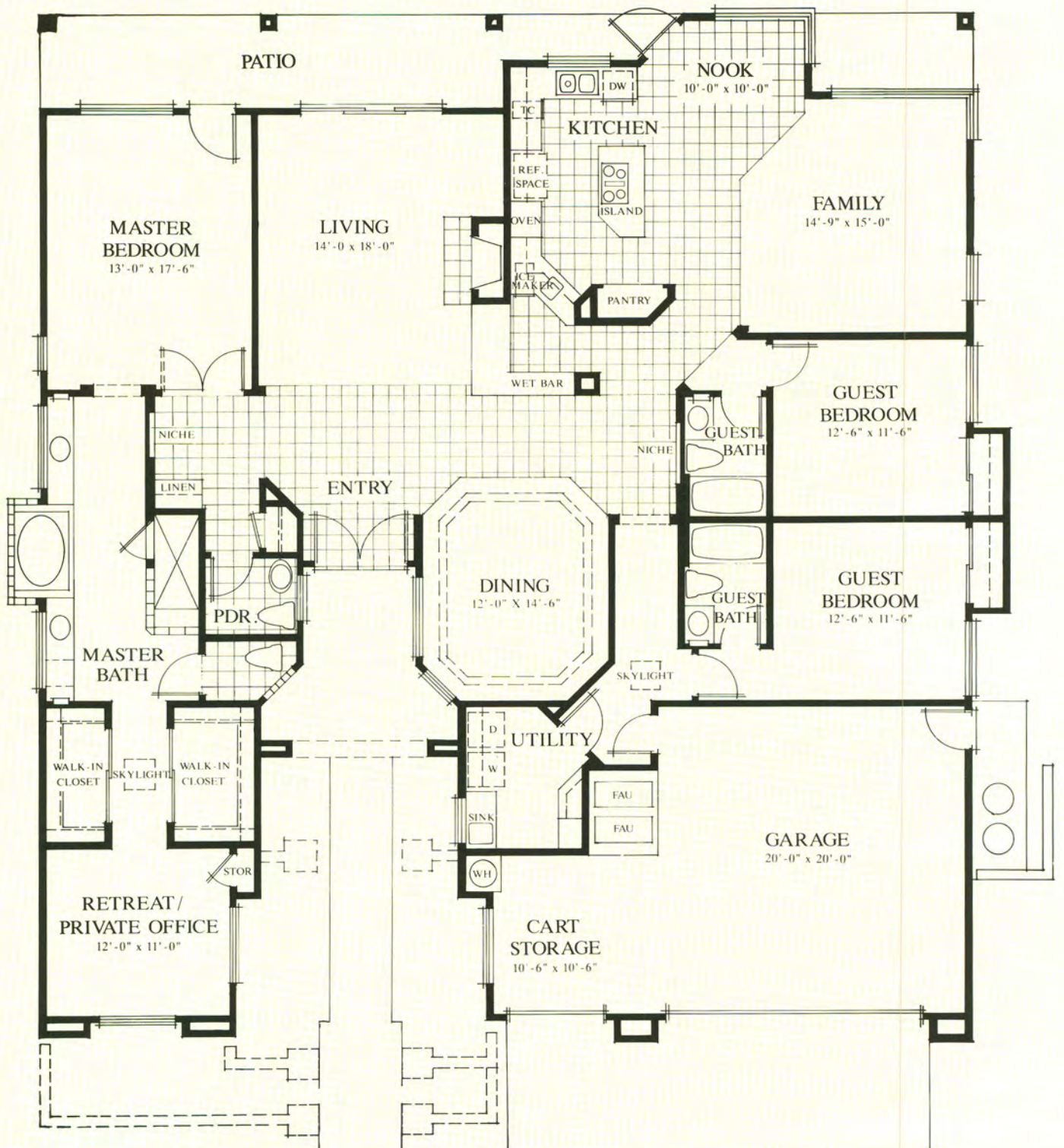


**ELEVATION "B"**



**ELEVATION "C"**

Due to normal construction tolerances, room sizes may vary slightly from those shown on floor plans. Illustrations are artists' conceptions and are not intended to show specific detailing. This applies to all illustrated floor plans and elevations. Model representations are options subject to change without notice.



## THE REGENT 5108

- 3 Bedroom Suites Plus Retreat/Office or Guest Suite Option with Separate Entrance • 3 1/2 Bathrooms • Gracious Living Area • Formal Dining Area • Grand Foyer • Wet Bar with Ice Maker • Trash Compactor • Island Kitchen with Cooktop
- Utility Room • Spacious Family Room • Covered Patio
- 2-Car Garage with Cart Storage
- Approximately 2,752 liveable sq. ft.

Liveable s.f. . . . .	2,752
Garage . . . . .	551
Covered Patio & Entry . . . .	270
<b>Total Under Roof . . . . .</b>	<b>3,573</b>

Call Del Webb's Sun City Palm Desert at 1-800-847-0754 or 619-772-5400

ELEVATION A



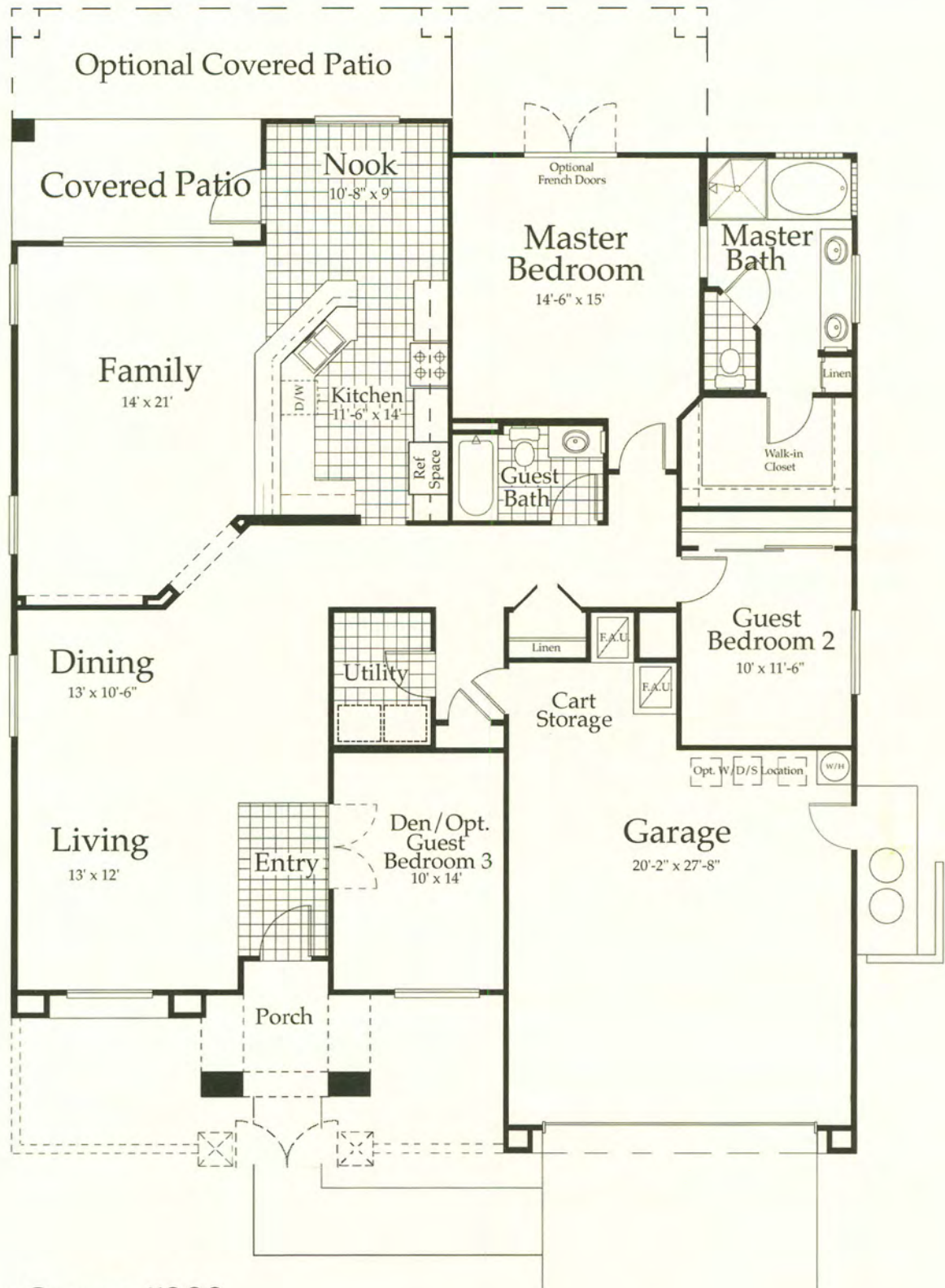
ELEVATION B



ELEVATION C



Due to normal construction tolerances, room sizes may vary slightly from those shown on floor plans. Illustrations are artists' conceptions and are not intended to show specific detailing. This applies to all illustrated floor plans and elevations. Model representations and options subject to change without notice.



### THE SAN CARLOS 5233

- 2 Bedrooms plus Den/Study • 2 Bathrooms • Living Room
- Family Room • Island Kitchen • Dining Area
- Breakfast Nook • Utility Room • Covered Patio
- 2-Car Garage with Storage • Optional 3rd Bedroom
- Approximately 2,041 liveable sq. ft.


Liveable s.f. . . . .	2,041
Garage . . . . .	532
Covered Patio & Entry . . . .	173
<b>Total Under Roof . . . . .</b>	<b>2,746</b>

*Originally the "Casablanca"*


ELEVATION A



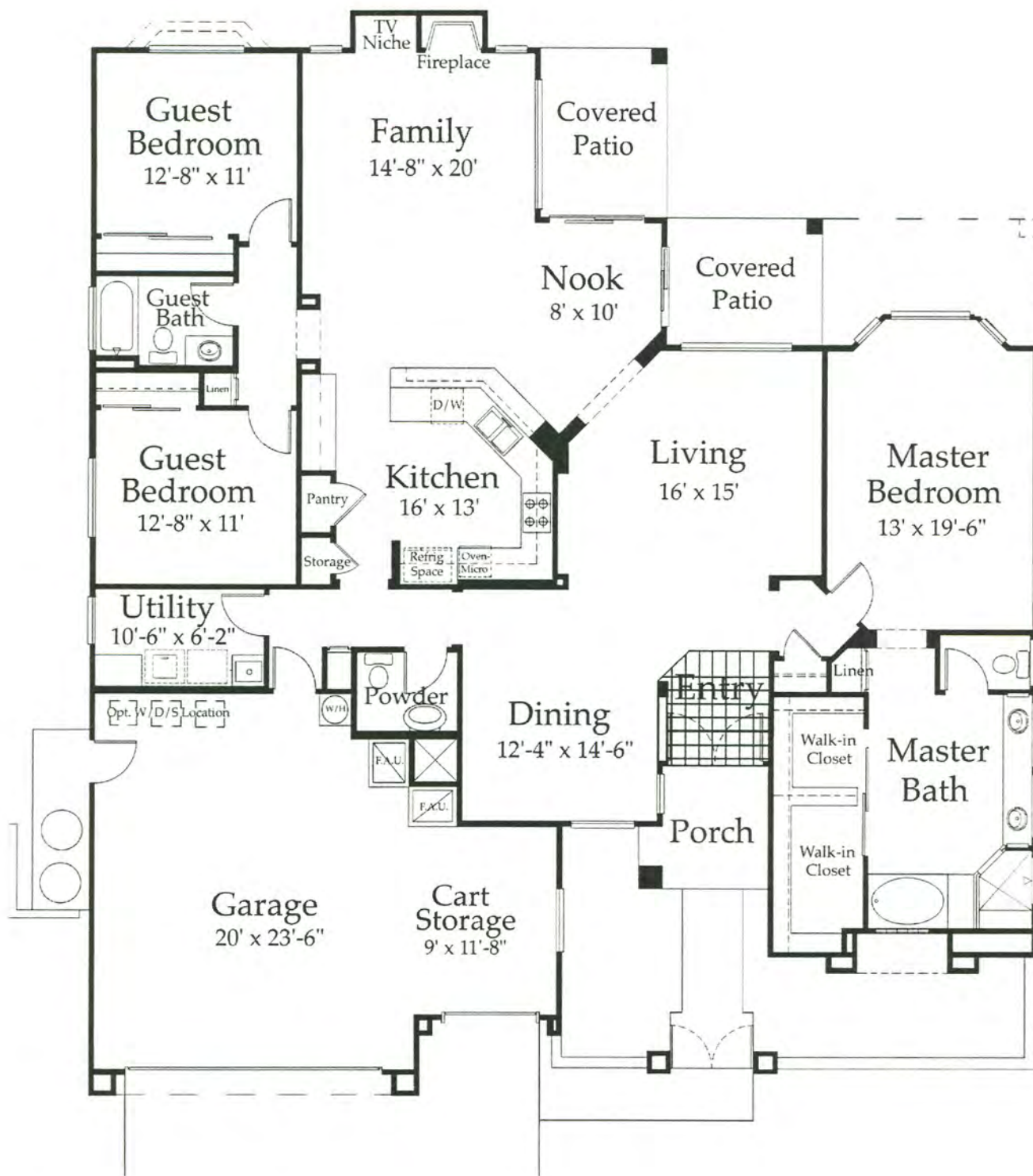
ELEVATION B



ELEVATION C



Due to normal construction tolerances, room sizes may vary slightly from those shown on floor plans. Illustrations are artists' conceptions and are not intended to show specific detailing. This applies to all illustrated floor plans and elevations. Model representations are options subject to change without notice.



## THE SAN REMO 5252

- 3 Bedrooms • 2 1/2 Bathrooms • Living Room
- Family Room • Dining Room • Breakfast Nook
- Entry Foyer • Fireplace • Utility Room • Covered Patio
- 2-Car Garage with Cart Storage • Optional 2nd Master Suite
- Approximately 2,353 liveable sq. ft.

Liveable s.f. . . . .	2,353
Garage . . . . .	.615
Covered Patio & Entry . . . .	.223
<b>Total Under Roof . . . . .</b>	<b>3,191</b>

## ELEVATION A



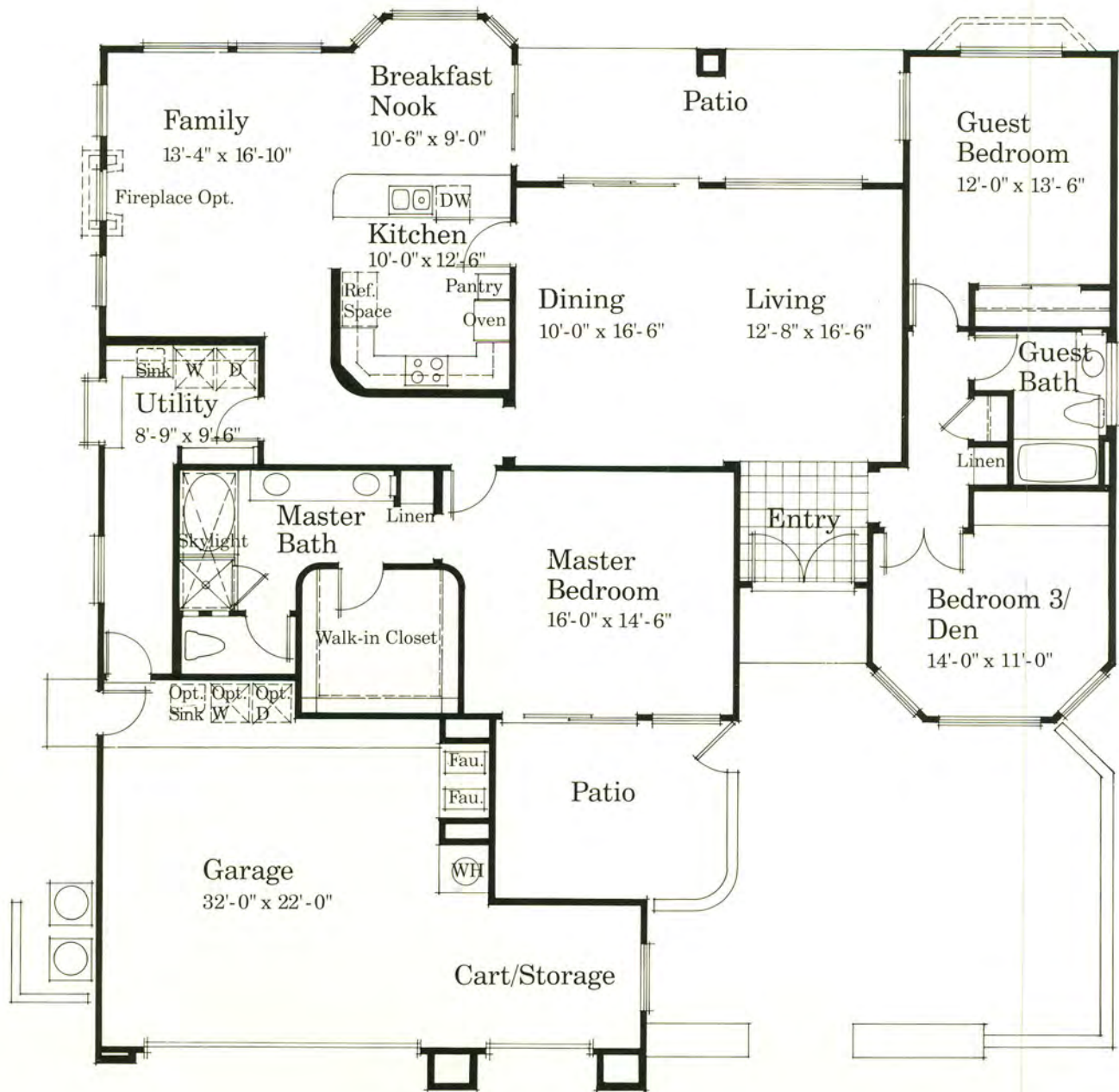
## ELEVATION B



## ELEVATION C



Due to normal construction tolerances, room sizes may vary slightly from those shown on floor plans. Illustrations are artists' conceptions and are not intended to show specific detailing. This applies to all illustrated floor plans and elevations. Model representations are options subject to change without notice.



## THE SOLITAIRE 5105 L

- 2 Bedrooms • 2 Bathrooms • Den • Living Area • Dining Area • Foyer
- Kitchen • Breakfast Nook • Family Room • 2-Car Garage with Cart Storage
- Covered Patio • Utility Room • Approximately 2,137 liveable sq. ft.


Call Del Webb's Sun City Palm Springs at 1-800-847-0754 or 619-772-5400.




## ELEVATION A



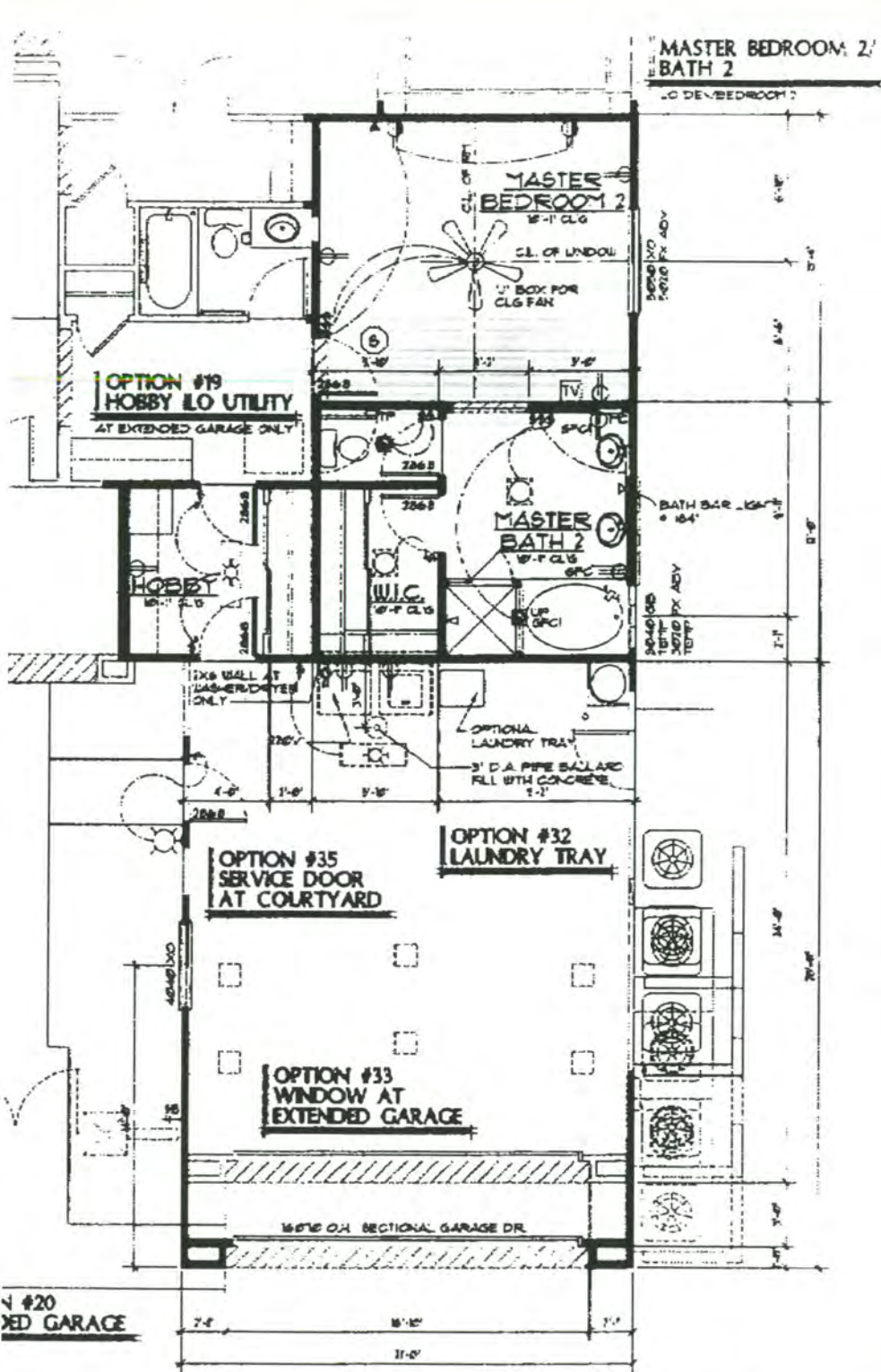
## ELEVATION B



## ELEVATION C



Due to normal construction tolerances, room sizes may vary slightly from those shown on floorplans. Illustrations are artists' conceptions and are not intended to show specific detailing. This applies to all illustrated floorplans and elevations. Model representations and options subject to change without notice.



**MASTER BEDROOM 2 / BATH 2**

- A. 2 1/2" KOOL DUCT AT 1/2" CS AT T-6 LOCAL PUMPING UNIT. WARE OCCURS PROVIDE SOURCE BATH HALL ON 1/2" INTERIOR FLUSHING WALL LOCATION.
- B. INTERIOR BEARING WALL BALCONY ON 1/2" CS AT 1/2" CS LOCATION.
- C. UTILITY COUNTER TOP W/ EDGE SPLASH AND CABS PER OWNER. WASHER SPACE DRYER SPACE 8" VENT TO EXT. EXHAUST FAN IS AIR CHANGES 4R 1/2" OVERHEAD SHELF PER OWNER.
- D. KITCHEN BASE CABINETS W/ TOP, EDGE 1 SPLASH PER OWNER. PANTRY W/ ADJUSTABLE SHELVING 8" X 12" PER OWNER. REFRIG. SPACE PLUMB FOR CEILING WALL 1/2" VENT UPPER CABINETS. COOKTOP W/ EXHAUST HOOD 1, 1/2" VENT DOUBLE OVER DOUBLE SINK W/ 1/2" SPOKAL DISCHARGER W/ 1/2" AIR GAP. SEE INTERIOR ELEVATIONS.
- E. MASTER BATH BASE CABINETS W/ TOP, EDGE AND SPLASH PER OWNER. LAV. BOULDER/STAIRCASE COUNTER, REC. MEDICINE CABINETS AS BACK. PER OWNER. MIRROR AT FULL WIDTH W/ HT. PER OWNER. WATER CLOSET COMPARTMENT W/ EXHAUST FAN IS AIR CHANGES 4R 1/2" PROVIDE BY FPN. CL TO SIDE WALLS. TUB WITH NON-ABSORBENT MANSOOT PER OWNER. SHOWER W/ SEAT AT 60" AFF. W/ NON-ABSORBENT MANSOOT PER OWNER W/ IMPACT RESISTANT GLASS ENCLOSURE 1 DOOR. SEE INTERIOR ELEVATIONS.
- F. BATH 2: BASE CABINET W/ TOP, EDGE 1 SPLASH PER OWNER. LAV. BOULDER/STAIRCASE COUNTER, REC. MEDICINE CAB. AS BACK PER OWNER. MIRROR W/ HEIGHT 1 1/2" PER OWNER. WATER CLOSET W/ EXHAUST FAN IS AIR CHANGES 4R 1/2" PROVIDE BY FPN. FROM CL TO SIDE OBSTRUCTIONS. BATH TUB NON-ABSORBENT MANSOOT PER OWNER. SEE INTERIOR ELEVATIONS.
- G. BATH 3: BASE CABINET W/ TOP, EDGE 1 SPLASH PER OWNER. LAV. BOULDER/STAIRCASE COUNTER, REC. MEDICINE CAB. AS BACK PER OWNER. MIRROR W/ HEIGHT 1 1/2" PER OWNER. WATER CLOSET W/ EXHAUST FAN IS AIR CHANGES 4R 1/2" PROVIDE BY FPN. FROM CL TO SIDE OBSTRUCTIONS. BATH TUB W/ NON-ABSORBENT MANSOOT PER OWNER. SEE INTERIOR ELEVATIONS.
- H. SHOWER ROOM: PEDESTAL, 6"X 6" PER OWNER. MIRROR PER OWNER. WATER CLOSET W/ EXHAUST FAN IS AIR CHANGES 4R 1/2" PROVIDE BY FPN. FROM CL TO SIDE OBSTRUCTIONS.
- I. WATER HEATER PER OWNER ON 1/2" HIGH PLATFORM W/ TEMPERATURE AND PRESSURE RELIEF VALVE. 1/2" O.D. DRAIN LINE TO EXTERIOR TERMINATING IN A DOWNWARD POSITION 6" MIN ABOVE FINISH GRADE. SEE DETAIL 0142.
- J. SMOKE DETECTOR PERMANENTLY WIRED AND INTERCONNECTED. MIN. 7'-0" FROM DUCT OPENINGS. PROVIDE BATTERY BACKUP.
- K. 36" X 36" ATIC ACCESS BOLT. IS BLOCKED BETWEEN FLOORS. VERIFY LOCATION W/ TRUSS MANUFACTURER.
- L. 2" TYPE 'C' GYP. BD. IN THE GARAGE, SERVING AS THE OCCUPANCY SEPARATION. IS TO ENCLOSE THE DRIVE GARAGE (ALL WALLS, CEILING AND SUPPORTING MEMBERS) ON THE GARAGE SIDE OF THE WALL PER LOCAL GOVERNING CODE.

NOTE:  
FOR ELECTRICAL PLAN SYMBOLS  
SEE SHEET E1.

- M. LINE OF FLOOR MATERIAL CHANGE
- N. SOFT ABOVE (SEE EXT. ELEV.)
- O. STANDARD ELECTRIC METER LOCATION
- P. ALTERNATE ELECTRIC METER LOCATION (SEE SHEET A01)
- Q. ALTERNATE GAS METER LOCATION (SEE SHEET A01)
- R. FACE FRAMED LENS
- S. GRAS BAR
- T. MARBLE SEAT
- U. SINGLE S-SHELF AND SINGLE POLE
- V. SINGLE S-SHELF AND DOUBLE POLE
- W. 5 LINEN SHELVES EQUALLY SPACED
- X. 3 1/2" O.D. PIPE BOLLARD NET IN TUB FOOTING. FILL PIPE WITH GROUT.
- Y. TONE BAR
- Z. TOILET RING
- AA. STANDARD COUNTRY AND HALL AT ELEV. 5' 11" ONLY. ELEV. 5' 11" OPT. 1/2" 1-6" V.G. ALL. 2-6" HIGH PLASTER. NO GATE. ELEV. 10' 4-6" HIGH WALL 1-6" HIGH PLASTER. (13) 4" GATES.
- BB. PLAS HOLDER

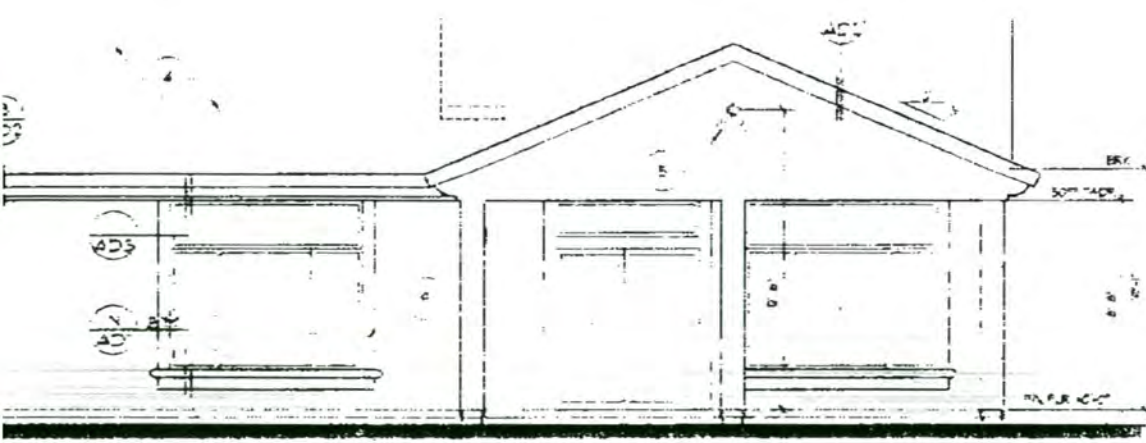
**PLAN 5235 - "SONORA" SC PALM DESERT**  
**SUN CITY PALM DESERT**  
 DEL WEBB COMMUNITIES, INC.  
 A PLANNING AND CONSTRUCTION CORPORATION  
 30755 BERBERY DRIVE  
 PALM DESERT, CA 92271

THE PREMIER BUILDING

DRAWN BY:	
CHECK BY:	
SCALE:	
DATE:	05/25/07
JOB NO.:	78340
6-SEE COMMENTS	
OPTIONAL FLOOR PLAN	
SHEET No.:	

**A02.2**

**JBZ**  
 ARCHITECTURE & PLANNING  
 2005 CAMPUS DRIVE, SUITE 100

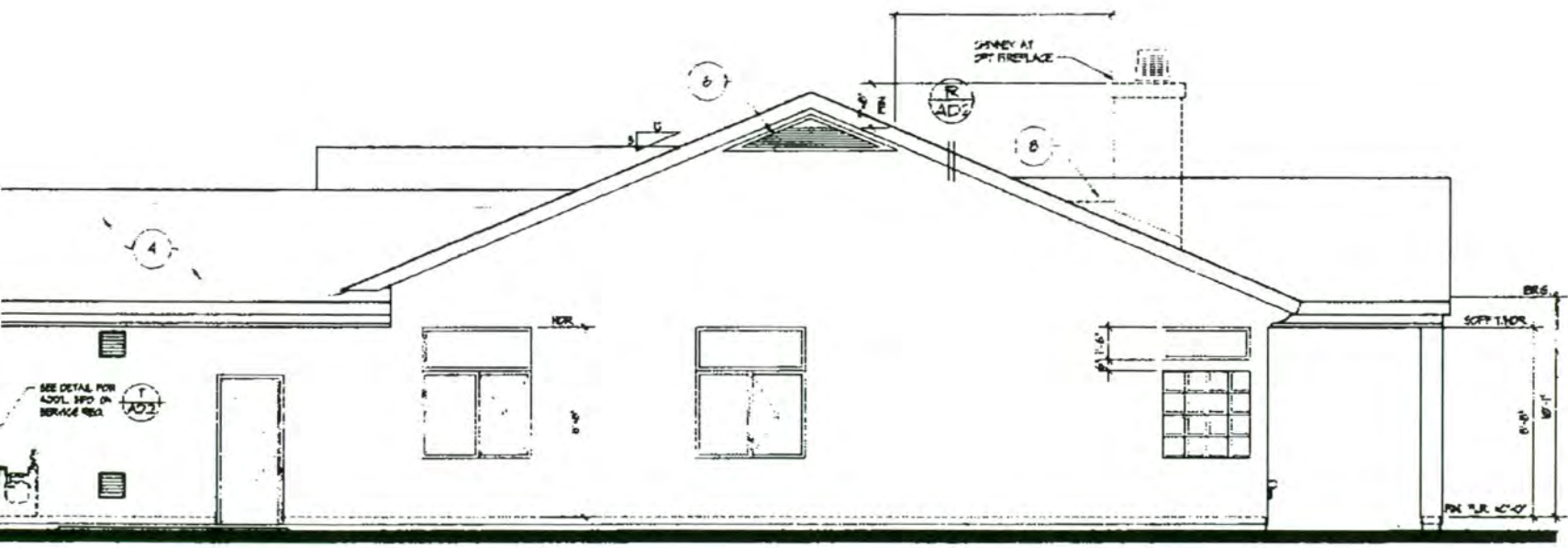


ELEVATION  
SCALE 1/4" = 1'-0"

**EXTERIOR ELEVATION  
KEY NOTES:**

1. SEE CONSTRUCTION FOR GENERAL NOTES & SPECIFICATIONS. SEE SHEET S1, S2 AND S3 FOR STANDARD CONSTRUCTION DETAILS.
2. CONTRACTOR TO VERIFY VENTILATION SYSTEM COMPLIANCE PER LOCAL GOVERNING CODES.
3. FINISH GRADE: SLOPE AWAY FROM BUILDING.
4. CONC. ROOF TILE OVER 1/2" LAYER ROFFELT OVER SHEATHING. SEE STRUCTURAL NOTES.
5. PRE-FABRICATED "NESCO" TILE VENT.
6. 2'-0" TRIANGULAR G. SCREENING AND LOWERED GABLE VENT.
7. ST. FLASHING ROOF TO WALL.
8. 5/8" DROCKET SLOPE 1/4" PER FOOT MIN.
9. STUCCO OVER SHAPED FASCIA. SEE DETAIL A.
10. STUCCO OVER ROOF SHEATHING. SEE DETAIL C.
11. STUCCO OVER 2x4 AND ROOF TRIM OVER ROOF SHEATHING.
12. STUCCO ROFFELT SLOPE 1/4" PER FOOT MIN AWAY FROM WALL. SEE DETAIL B.
13. STUCCO OVER 2" RADIUS SHAPED.
14. OVER HEAD SECTIONAL GARAGE DOOR.
15. OPTIONAL GARAGE WINDOW. SEE OPT. PLAN.
16. OPTIONAL GARAGE SERV. DOOR. SEE OPT. PLAN.
17. OPTIONAL FRENCH DOORS. SEE OPT. PLAN.
18. CHIMNEY WITH OPTIONAL FIREPLACE.

ION



ELEVATION

1558080808080808

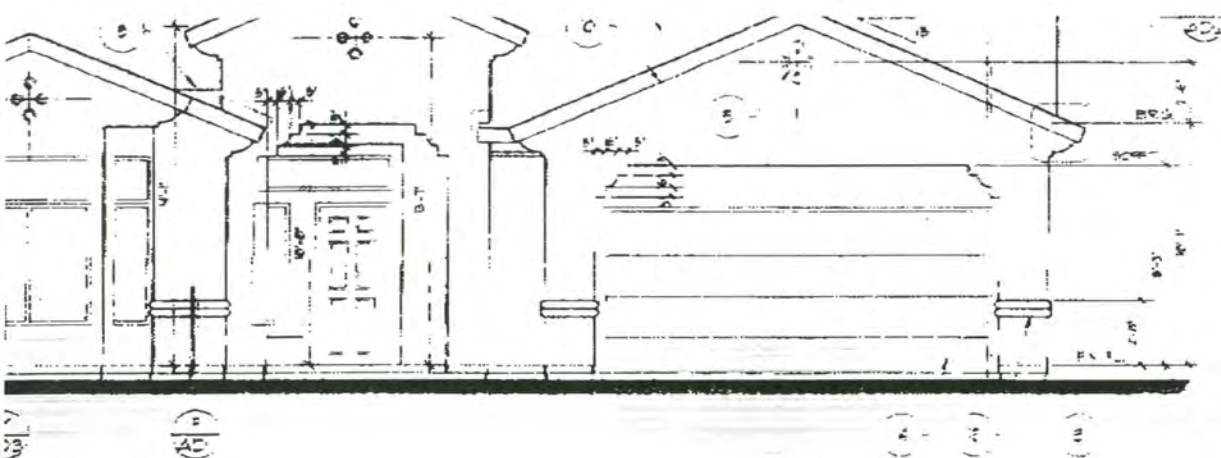
REV	DATE	BY	NTAL

**PLAN 5235 - "SONORA"**  
**SC PALM DESERT**  
 DEL WEBB COMMUNITIES, INC.  
 A DIVISION OF  
 DEL WEBB CORPORATION  
 39755 BERKEY DRIVE  
 PALM DESERT, CA 92261

**SUN CITY PALM DESERT**  
 THE PREMIER COLLECTION™

DRAWN BY: \_\_\_\_\_  
 CHECK BY: \_\_\_\_\_  
 SCALE: \_\_\_\_\_  
 DATE: 02/26/04  
 JOB NO. 20304E

ION

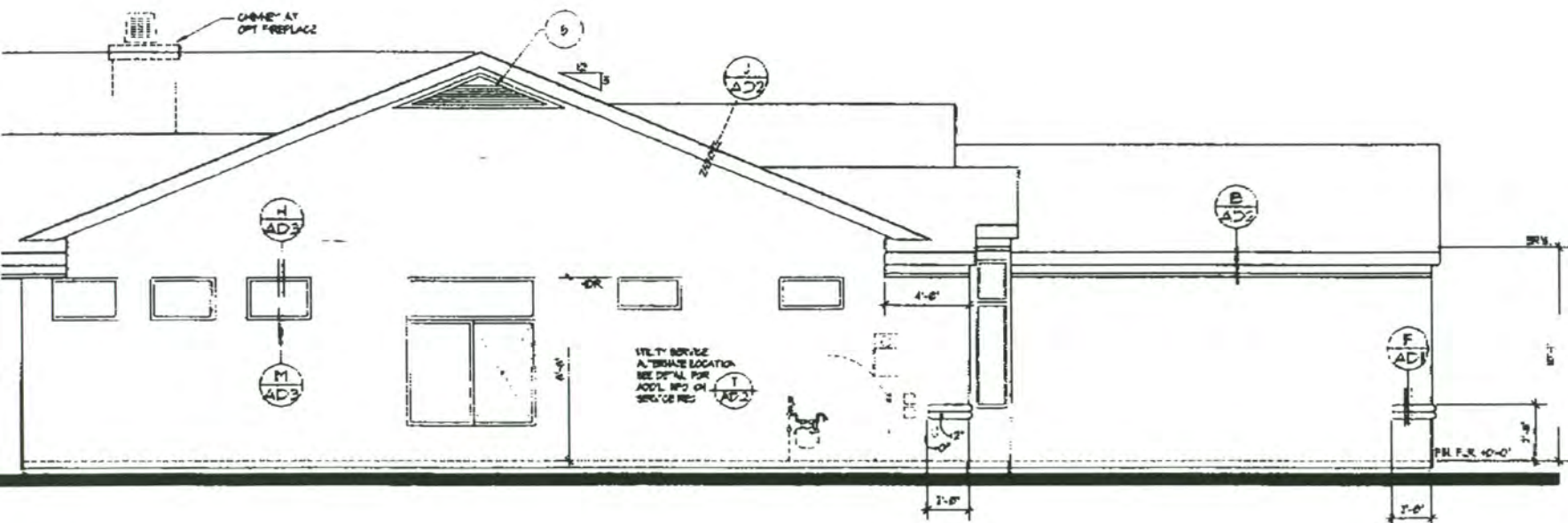


ELEV. 'A'  
SCALE 3/4" = 1'-0"

KEY NOTES:

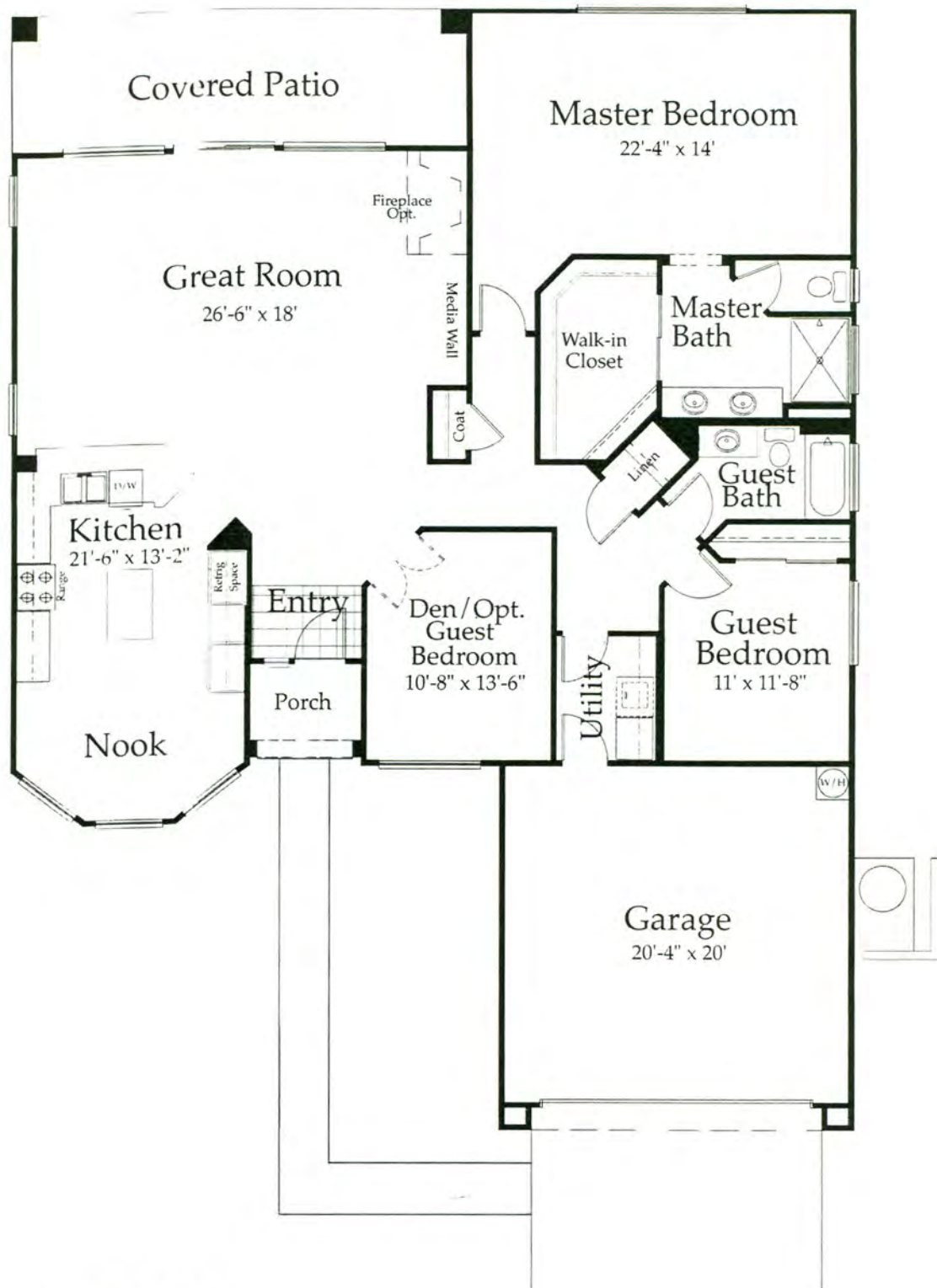
1. SEE CO-SHEETS FOR GENERAL NOTES AND SPECIFICATIONS. SEE SHEET 2, 3, 4 AND 5 FOR STANDARD CONSTRUCTION DETAILS.
2. CONTRACTOR TO VERIFY VENTILATION SYSTEM COMPLIANCE PER LOCAL GOVERNING CODES.
3. FLASH GRACE, SLOPE AWAY FROM BUILDING.
4. COND. ROOF TILE OVER 1/2" LAYER 30# FELT OVER SHEATHING. SEE STRUCTURAL NOTES.
5. PRE-FABRICATED "NECO" TILE VENT.
6. 6"-Ø TRIANGULAR GUT SCREENED AND LOUVERED GABLE VENT.
7. GUT FLASHING - ROOF TO WALL.
8. GUT CRACKET, SLOPE 1/4" PER FOOT MIN.
9. STUCCO OVER SHAPED FASCIA. SEE DETAILS.
10. STUCCO OVER FOLY SHEATHING. SEE DETAILS.
11. STUCCO OVER 7/8" X 6" LINO ROAM TRYP OVER FOLY SHEATHING.
12. STUCCO POT-BELL, SLOPE 1/4" PER FOOT MIN AWAY FROM WALL. SEE DETAILS.
13. STUCCO OVER 1" RADIUS SHAPE.
14. OVER HEAD SECTIONAL GARAGE DOOR.
15. OPTIONAL GARAGE WINDOW. SEE OPTION PLANS.
16. OPTIONAL GARAGE SERV. DOOR. SEE OPTION PLANS.
17. OPTIONAL FRENCH DOORS. SEE OPTION PLANS.
18. CHIMNEY WITH OPTIONAL FIREPLACE.

MAR-26-2007 12:28 From: CUSTOMER RELATIONS 1 7607725462  
 P.S./S  
 THE PREMIER COLLECTION  
 SC PALM DESERT  
 DEL WEBB COMMUNITIES, INC.  
 A DIVISION OF  
 THE WEBB CORPORATION  
 9500 W. WEBB DRIVE  
 PALM DESERT, CA 92271



ELEV. 'A'  
SCALE 3/4" = 1'-0"

PLAN 5235 - "SONORA"  
 SUN CITY  
 PALM DESERT  
 DRAIN BY:  
 CHECK BY:  
 SCALE:  
 DATE: 02/09/02  
 JOB No. 20948



## THE ST. CROIX 5215

- 2 Bedrooms plus Den • 2 Bathrooms
- Great Room • Dining Area • Entry Foyer
- Island Kitchen • Breakfast Nook • Covered Patio
- Utility Room • 2-Car Garage
- Approximately 1,995 liveable sq. ft.

Liveable s.f. . . . .	1,995
Garage . . . . .	427
Covered Patio & Entry . . . . .	252
<b>Total Under Roof . . . . .</b>	<b>2,674</b>

## ELEVATION A



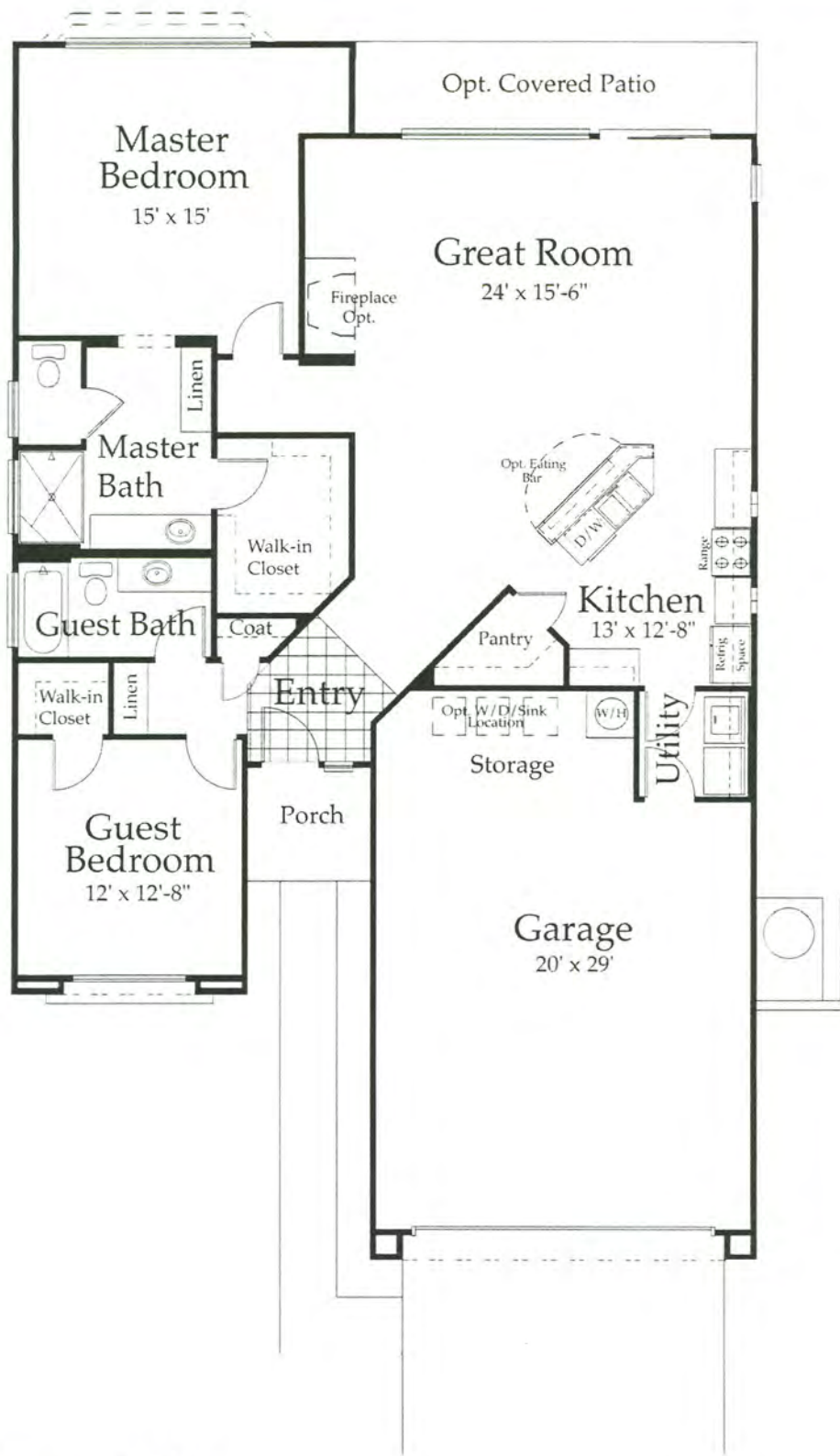
## ELEVATION B



## ELEVATION C



Due to normal construction tolerances, room sizes may vary slightly from those shown on floor plans. Illustrations are artists' conceptions and are not intended to show specific detailing. This applies to all illustrated floor plans and elevations. Model representations are options subject to change without notice.



### THE ST. MAARTEN 5214

- 2 Bedrooms • 2 Bathrooms
- Great Room • Dining Area • Entry Foyer
- Island Kitchen • Utility Room
- Oversized 2-Car Garage • Optional 3rd Bedroom
- Approximately 1,539 liveable sq. ft.

Liveable s.f. . . . .	1,539
Garage . . . . .	580
Entry Porch . . . . .	52
<b>Total Under Roof . . . . .</b>	<b>2,171</b>

## ELEVATION A



## ELEVATION B

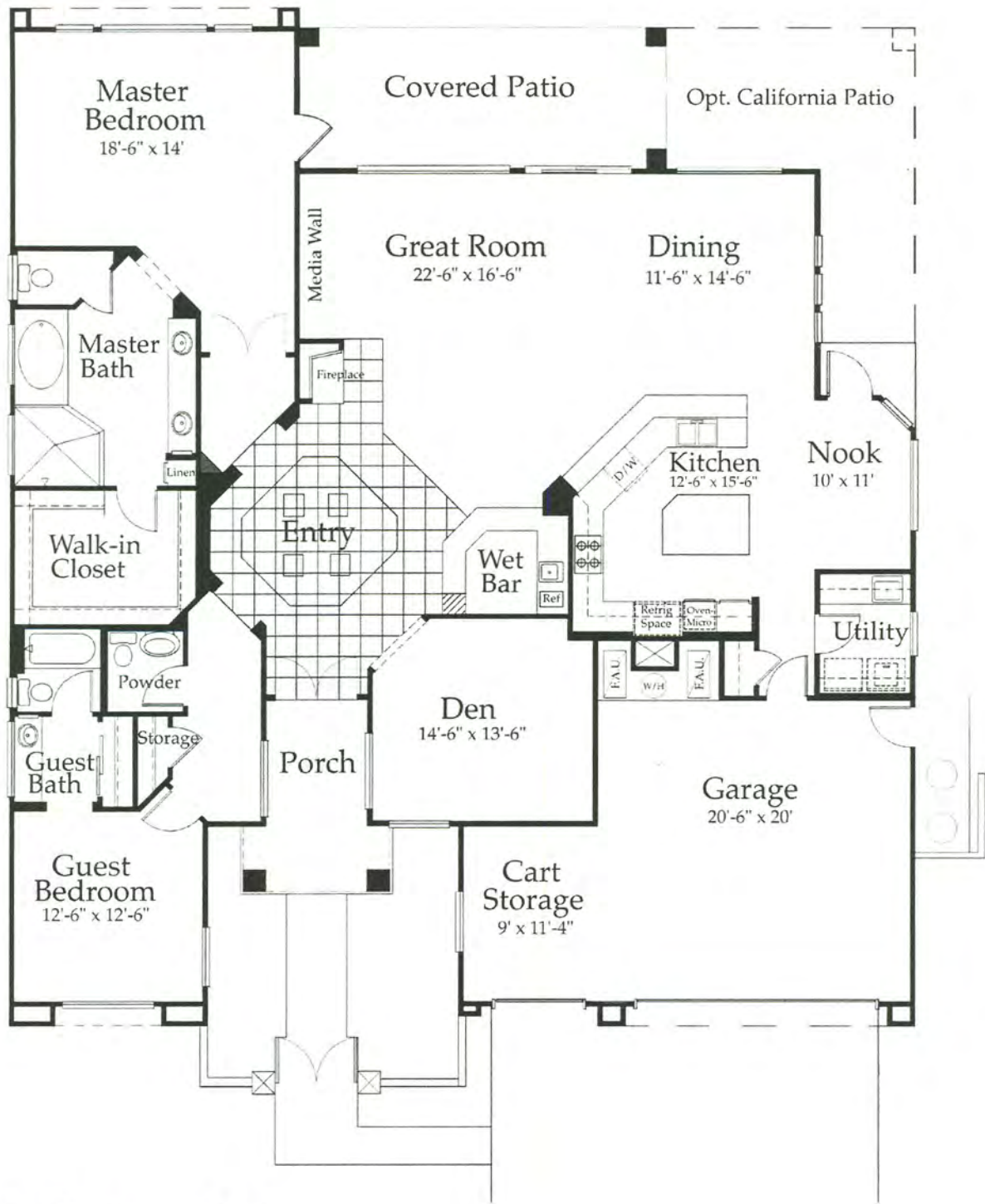


## ELEVATION C



Due to normal construction tolerances, room sizes may vary slightly from those shown on floor plans. Illustrations are artists' conceptions and are not intended to show specific detailing. This applies to all illustrated floor plans and elevations. Model representations are options subject to change without notice.





### THE ST. TROPEZ 5253

- 2 Bedrooms plus Den • 2 1/2 Bathrooms • Great Room
- Dining Room • Grand Entry Foyer • Island Kitchen
- Breakfast Nook • Walk-in Wet Bar • Utility Room
- Covered Patio • 2-Car Garage with Cart Storage
- Optional 3rd Guest Suite
- Approximately 2,580 liveable sq. ft.

Liveable s.f. . . . . .	2,580
Garage . . . . .	569
Covered Patio & Entry . . . . .	324
<b>Total Under Roof . . . . .</b>	<b>3,473</b>

## ELEVATION A



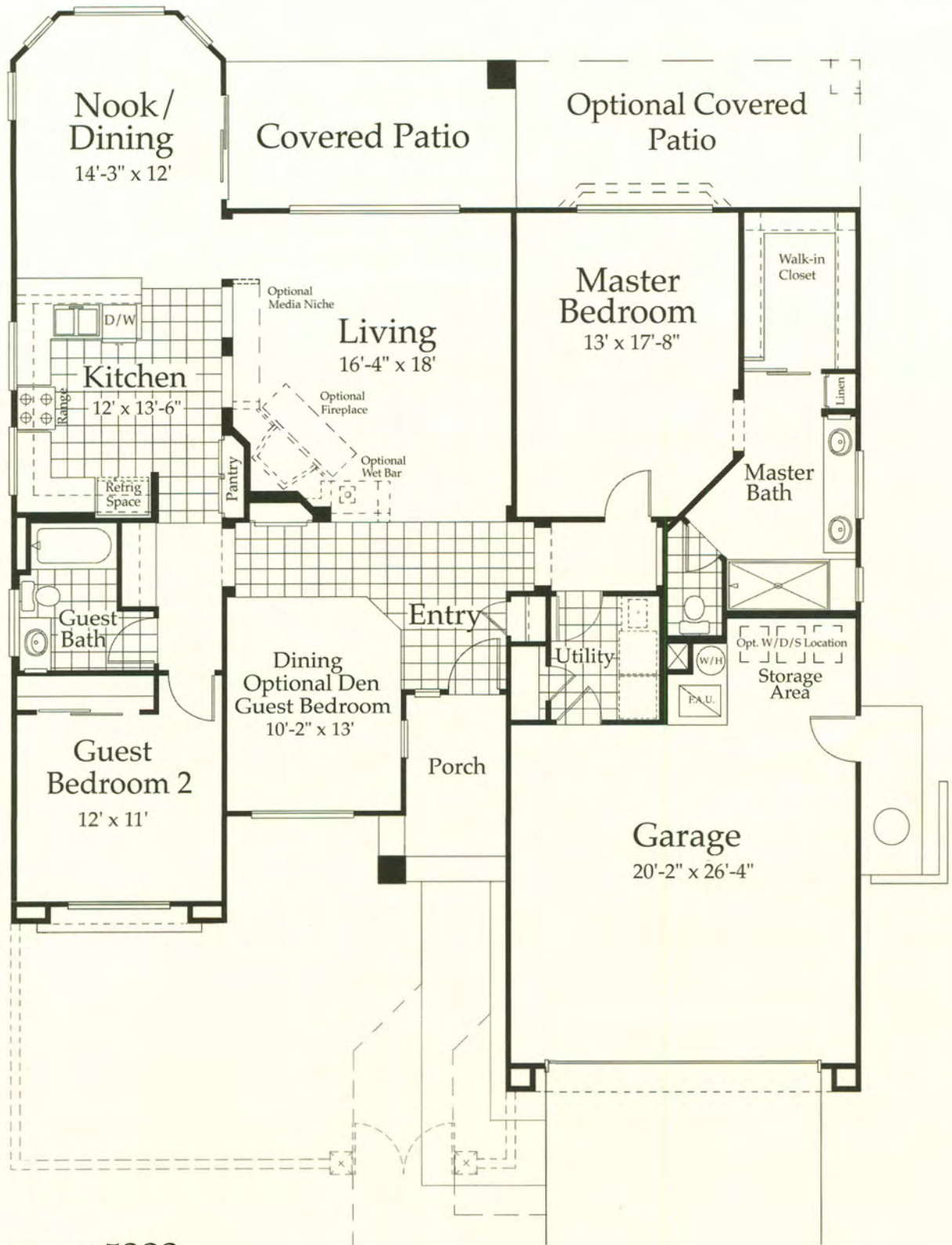
## ELEVATION B



## ELEVATION C



Due to normal construction tolerances, room sizes may vary slightly from those shown on floor plans. Illustrations are artists' conceptions and are not intended to show specific detailing. This applies to all illustrated floor plans and elevations. Model representations are options subject to change without notice.




### THE TANGIER 5232

- 2 Bedrooms • 2 Bathrooms • Living Room
- Dining Room • Entry Foyer • Breakfast Nook
- Utility Room • 2-Car Garage with Storage
- Covered Patio • Optional 3rd Bedroom/Den
- Approximately 1,757 liveable sq. ft.


Liveable s.f. . . . .	1,757
Garage . . . . .	491
Covered Patio & Entry . . . .	217
<b>Total Under Roof . . . . .</b>	<b>2,465</b>

*Originally the "Morrokech"*


## ELEVATION A



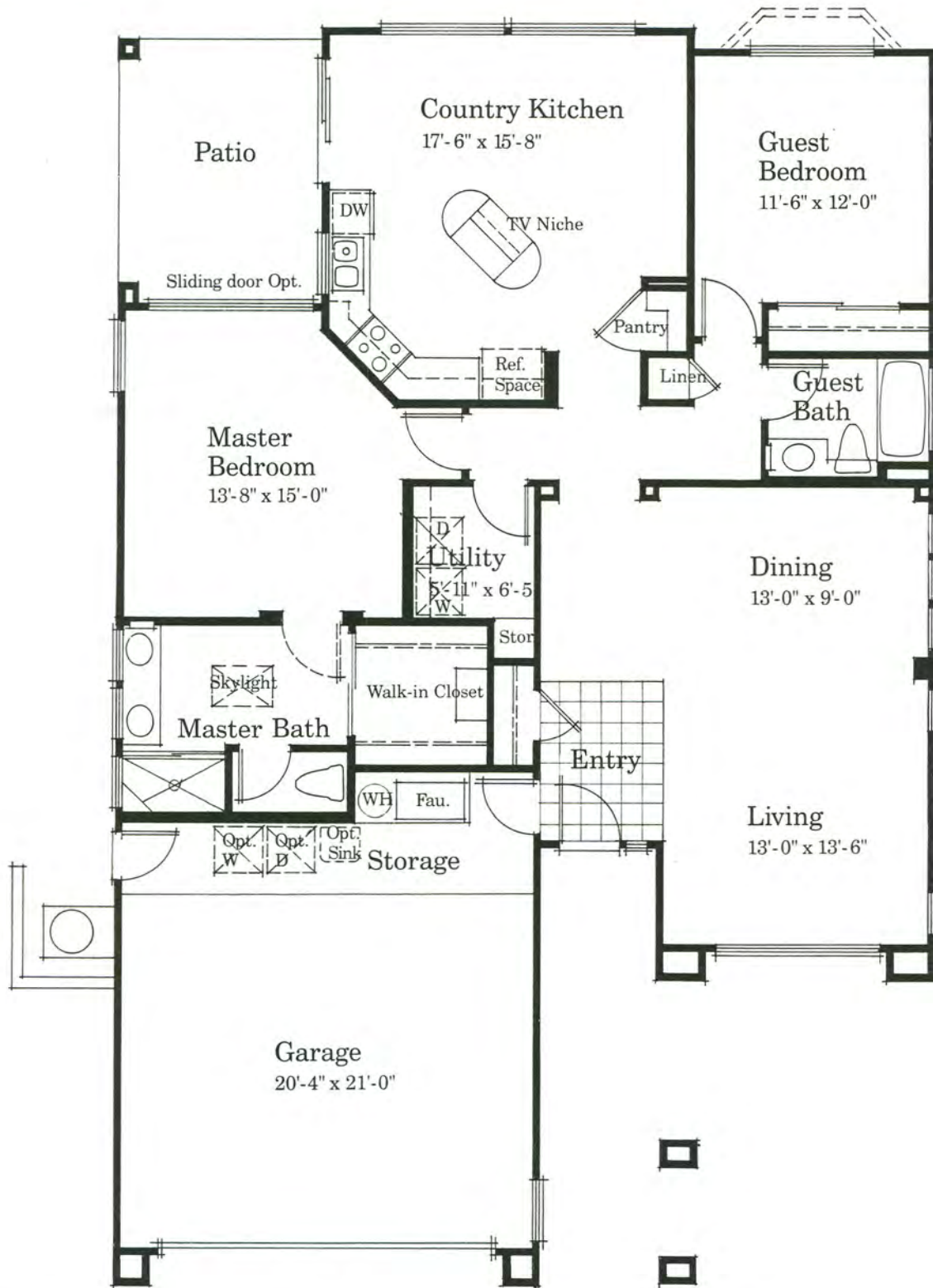
## ELEVATION B



## ELEVATION C



Due to normal construction tolerances, room sizes may vary slightly from those shown on floor plans. Illustrations are artists' conceptions and are not intended to show specific detailing. This applies to all illustrated floor plans and elevations. Model representations are options subject to change without notice.



## THE TIFFANY 5163 L

- 2 Bedrooms • 2 Bathrooms • Living Area • Dining Area • Foyer • Country Kitchen
- 2-Car Garage • Covered Patio • Approximately 1,473 liveable sq. ft.

Call Del Webb's Sun City Palm Springs at 1-800-847-0754 or 619-772-5400.

ELEVATION A



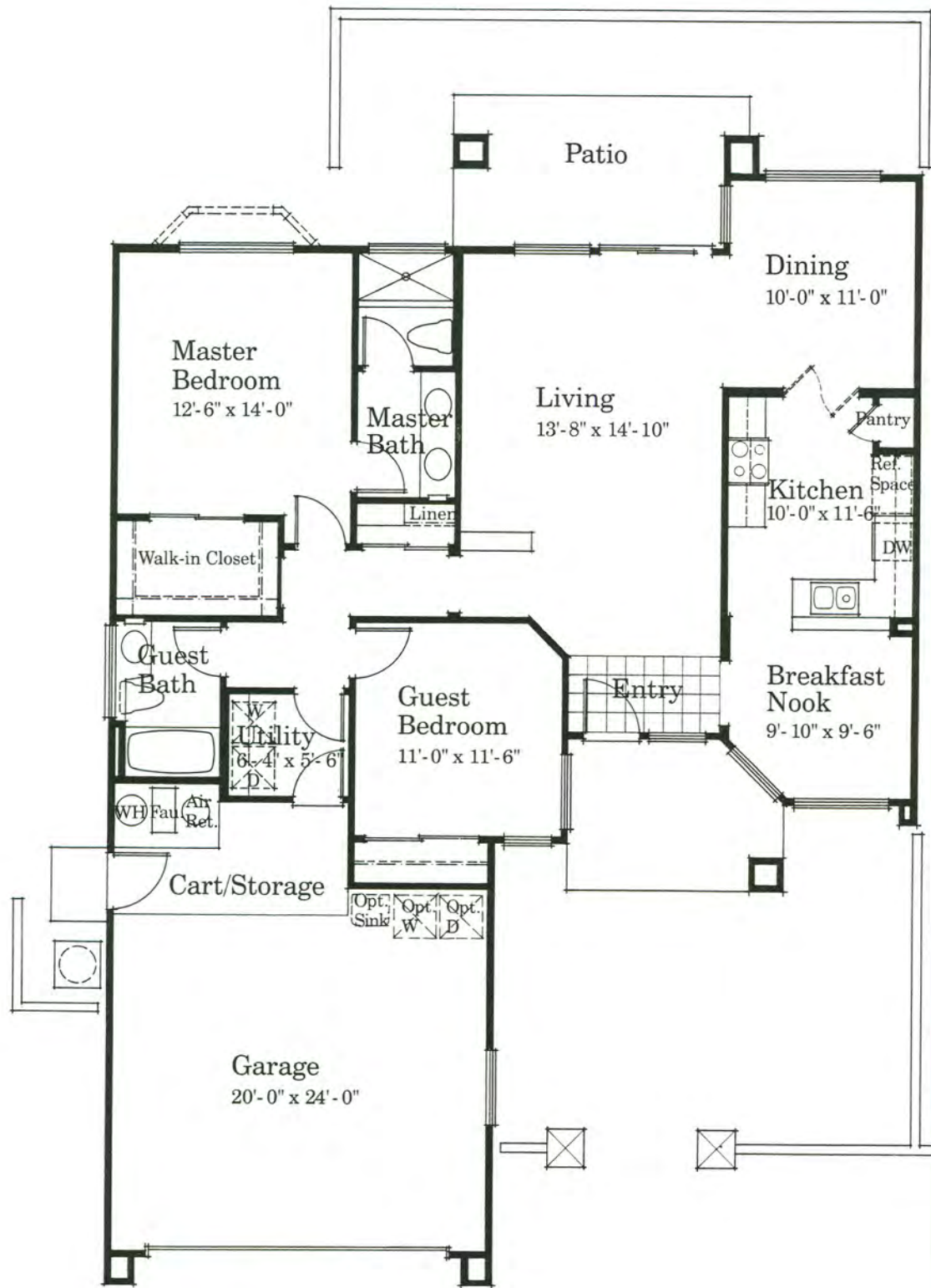
ELEVATION B



ELEVATION C



Due to normal construction tolerances, room sizes may vary slightly from those shown on floorplans. Illustrations are artists' conceptions and are not intended to show specific detailing. This applies to all illustrated floorplans and elevations. Model representations and options subject to change without notice.



## THE TOPAZ 5122 L

- 2 Bedrooms • 2 Bathrooms • Living Area • Dining Area • Foyer
- Kitchen • Breakfast Nook • Utility Room • 2-Car Garage • Covered Patio
- Approximately 1,324 liveable sq. ft.

Call Del Webb's Sun City Palm Springs at 1-800-847-0754 or 619-772-5400.

## ELEVATION A



## ELEVATION B

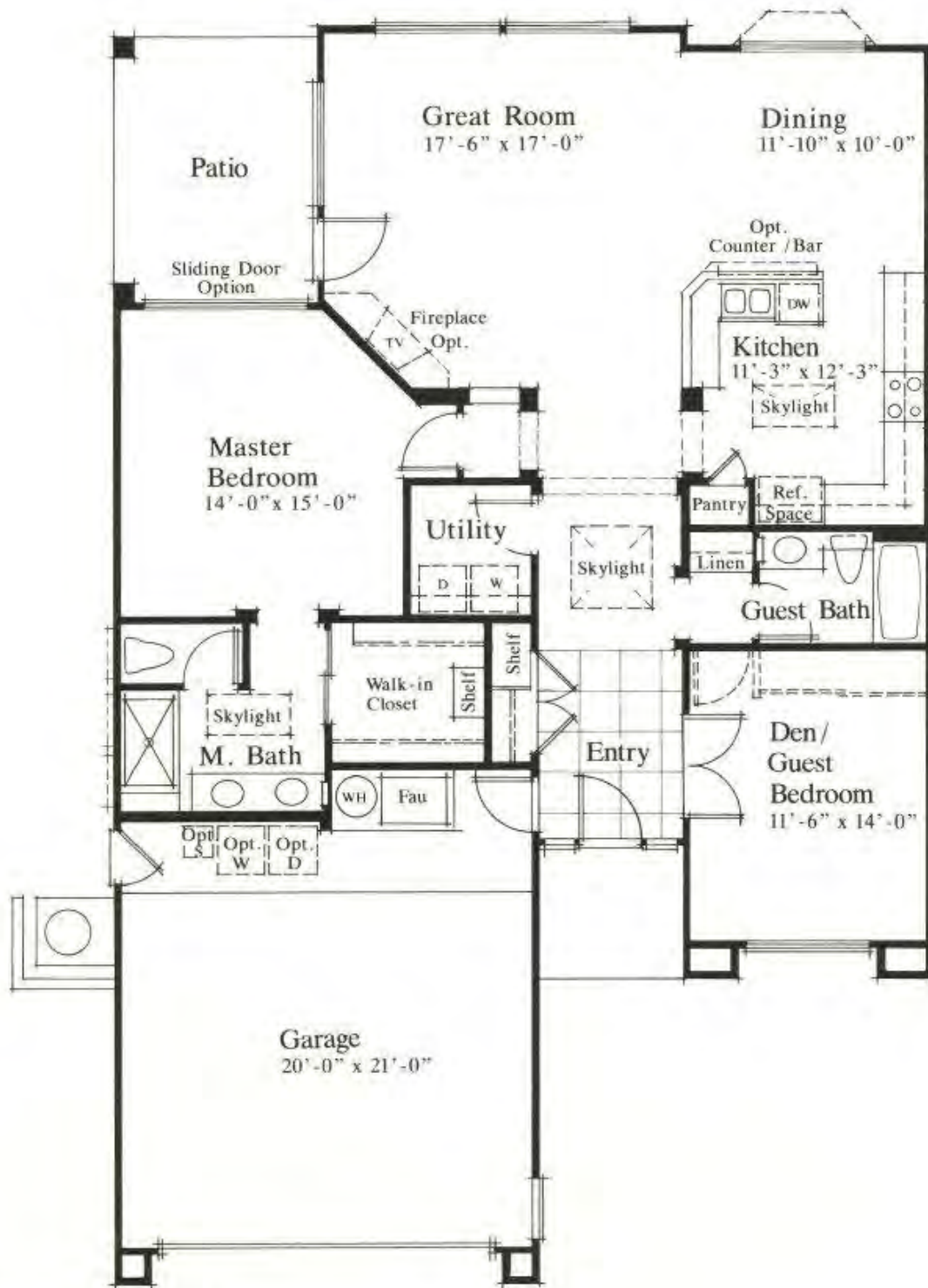


## ELEVATION C



Due to normal construction tolerances, room sizes may vary slightly from those shown on floorplans. Illustrations are artists' conceptions and are not intended to show specific detailing. This applies to all illustrated floorplans and elevations. Model representations and options subject to change without notice.





### THE TOWLE 5164L

- 2 Bedrooms or 1 Bedroom plus Den • 2 Bathrooms • Great Room • Dining Area
- Foyer • Kitchen • 2-Car Garage • Covered Patio • Approximately 1,450 liveable sq. ft.

ELEVATION A



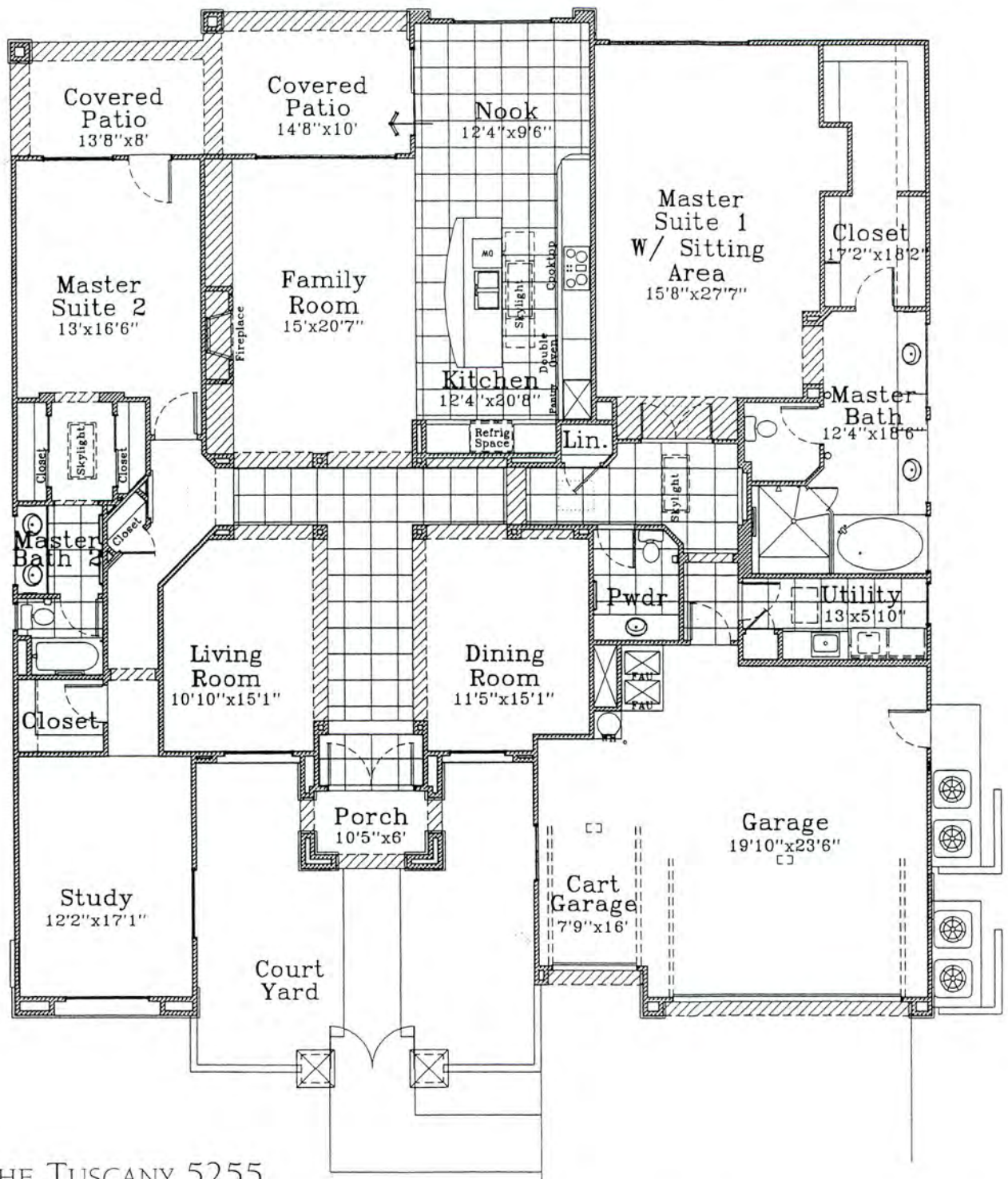
ELEVATION B



ELEVATION C



Due to normal construction tolerances, room sizes may vary slightly from those shown on floorplans. Illustrations are artists' conceptions and are not intended to show specific detailing. This applies to all illustrated floorplans and elevations. Model representations and options subject to change without notice.



### THE TUSCANY 5255

- Dual Master Suites • 2 1/2 Bathrooms • Grand Entry Foyer
- Formal Living Room • Formal Dining Room
- Spacious Family Room • Island Kitchen • Breakfast Nook
- Full Utility Room • Two Covered Patios • 2 Car Garage plus Golf Cart Storage • Approximately 3,146 liveable sq. ft.

Liveable s.f. ....	3,146
Garage .....	650
Porch .....	60
Patio .....	256
<b>Total Under Roof .....</b>	<b>4,112</b>

Call Del Webb's Sun City Palm Desert at 1-800-847-0754 or 760-772-5400



ELEVATION "A"



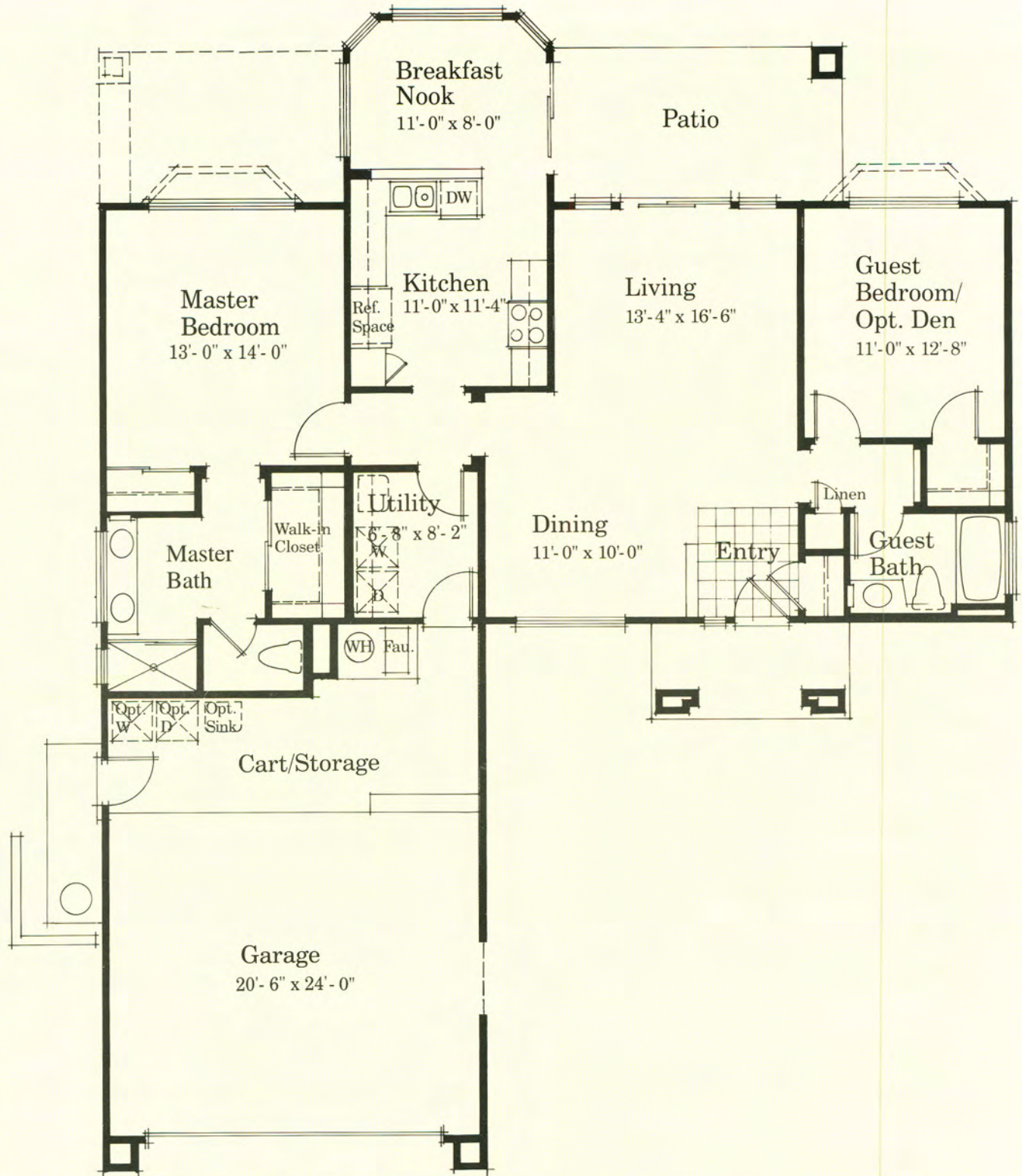
ELEVATION "B"



ELEVATION "C"

THE TUSCANY 5255

Call Del Webb's Sun City Palm Desert at 1-800-847-0754 or 760-772-5400




### THE WATERFORD 5101

- 2 Bedrooms • 2 Bathrooms • Living Area
- Dining Area • Foyer • Kitchen • Breakfast Nook
- Utility Room • 2 Car Garage • Covered Patio
- Approximately 1,319 liveable sq. ft.


Liveable s.f. . . . .	1,319
Garage . . . . .	561
Covered Patio & Entry . . . .	180
<b>Total Under Roof . . . . .</b>	<b>2,060</b>

Call Del Webb's Sun City Palm Desert at 1-800-847-0754 or 619-772-5400


ELEVATION A



ELEVATION B



ELEVATION C



Due to normal construction tolerances, room sizes may vary slightly from those shown on floor plans. Illustrations are artists' conceptions and are not intended to show specific detailing. This applies to all illustrated floor plans and elevations. Model representations and options subject to change without notice.